

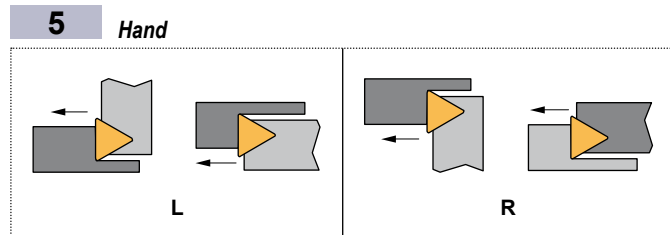
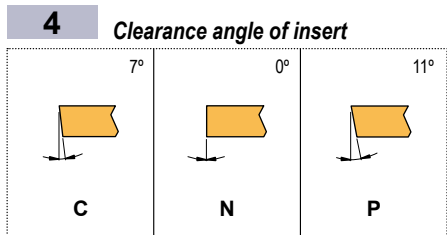
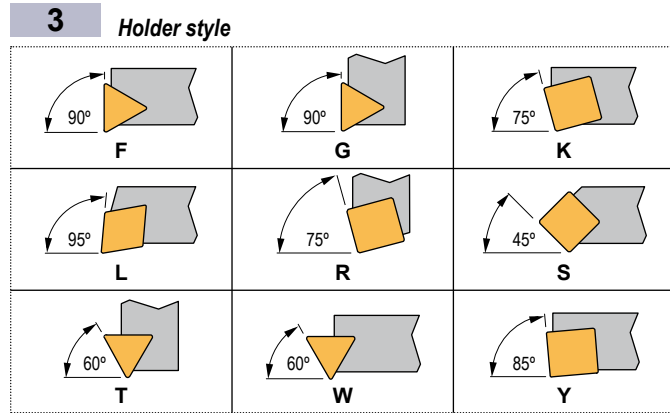
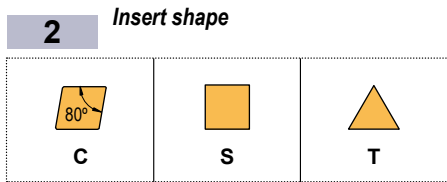
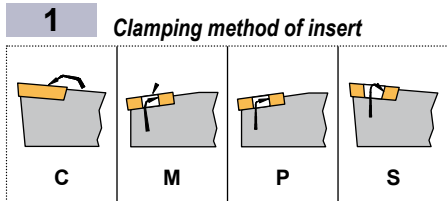
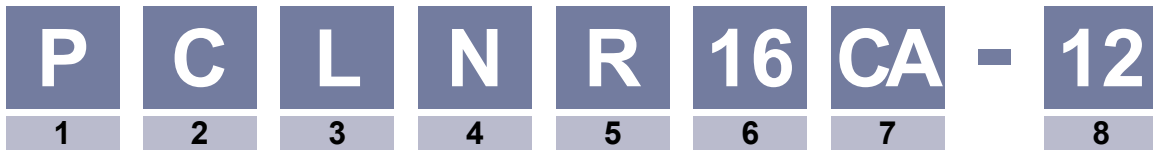


CARTRIDGES

Code system (ISO)	A188
Applications index	A189-190
Lever lock cartridges	A191-195
Double lock cartridges	A196-202
Top clamp cartridges	A203-206
Center screw cartridges	A207-211



Code system (ISO)

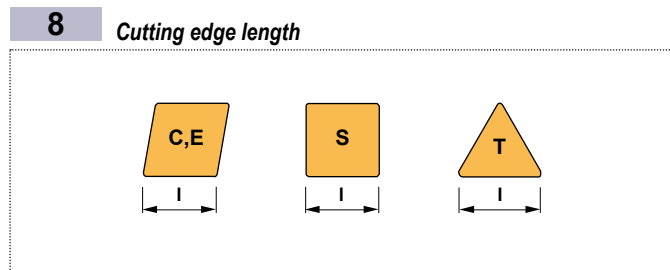


6 Cutting edge height

h1		
0.236	0.314	0.393
0.472	0.630	0.787
0.984		

7 Cartridge code

C	A
C (Cartridge)	A (ISO5611)





Lever lock cartridges

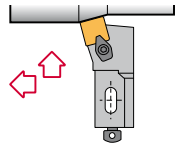
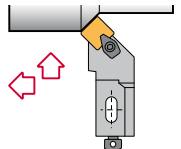
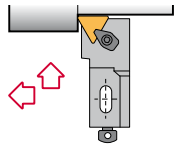
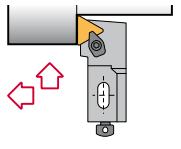
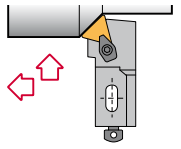
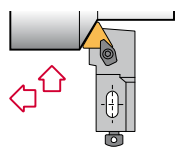
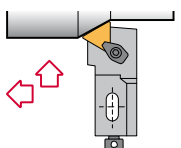
<p>PCFN 90°</p> <p>Page A191</p> <p>CN..43.. CN..54..</p>	<p>PCLN 95°</p> <p>Page A191</p> <p>CN..43.. CN..54..</p>	<p>PSKN 75°</p> <p>Page A192</p> <p>SNM..43.. SNM..54..</p>	<p>PSRN 75°</p> <p>Page A192</p> <p>SNM..43..</p>	<p>PSSN 45°</p> <p>Page A193</p> <p>SNM..43..</p>
<p>PTFN 90°</p> <p>Page A193</p> <p>TNM..33.. TNM..43..</p>	<p>PTGN 90°</p> <p>Page A194</p> <p>TNM..33.. TNM..43..</p>	<p>PTSN 45°</p> <p>Page A194</p> <p>TNM..33.. TNM..43..</p>	<p>PTTN 60°</p> <p>Page A195</p> <p>TNM..33.. TNM..43..</p>	<p>PTWN 30°</p> <p>Page A195</p> <p>TNM..33.. TNM..43..</p>

Double lock cartridges

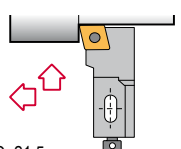
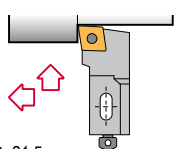
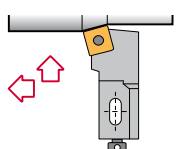
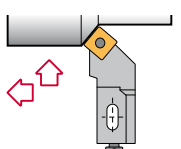
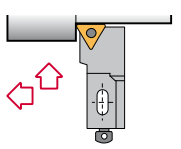
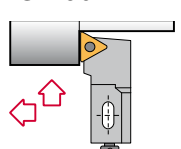
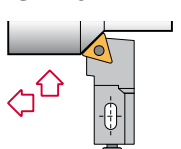
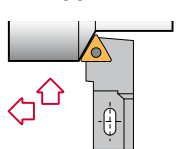
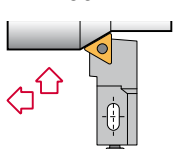
<p>MCFN 90°</p> <p>Page A196</p> <p>CN..32.. CN..43..</p>	<p>MCKN 75°</p> <p>Page A196</p> <p>CN..32.. CN..43..</p>	<p>MCLN 95°</p> <p>Page A197</p> <p>CN..32.. CN..43..</p>	<p>MDJN 93°</p> <p>Page A197</p> <p>DN..33.. DN..43..</p>	<p>MSKN 75°</p> <p>Page A198</p> <p>SNM..32.. SNM..43.. SNM..54..</p>
<p>MSRN 75°</p> <p>Page A198</p> <p>SNM..32.. SNM..43.. SNM..54..</p>	<p>MSSN 45°</p> <p>Page A199</p> <p>SNM..32.. SNM..43.. SNM..54..</p>	<p>MSTN 60°</p> <p>Page A199</p> <p>SNM..32.. SNM..43.. SNM..54..</p>	<p>MSYN 85°</p> <p>Page A200</p> <p>SNM..32.. SNM..43.. SNM..54..</p>	<p>MTFN 90°</p> <p>Page A200</p> <p>TNM..33.. TNM..43..</p>
<p>MTGN 90°</p> <p>Page A201</p> <p>TNM..33.. TNM..43..</p>	<p>MTUN 93°</p> <p>Page A201</p> <p>TNM..33.. TNM..43..</p>	<p>MWLN 95°</p> <p>Page A202</p> <p>WNM..33.. WNM..43..</p>		



Top clamp cartridges

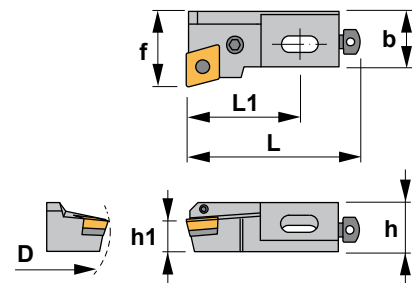
<p>CSKP 75°</p>  <p>SP..32.. SP..42.. Page A203</p>	<p>CSSP 45°</p>  <p>SP..32.. SP..42.. Page A203</p>	<p>CTFP 90°</p>  <p>TP..22.. TP..32.. Page A204</p>	<p>CTGP 90°</p>  <p>TP..22.. TP..32.. Page A204</p>	<p>CTSP 45°</p>  <p>TP..22.. TP..32.. Page A205</p>
<p>CTTP 60°</p>  <p>TP..22.. TP..32.. Page A205</p>	<p>CTWP 30°</p>  <p>TP..22.. TP..32.. Page A206</p>			

Center screw cartridges

<p>SCFC 90°</p>  <p>CC..21.5.. CC..32.5.. CC..43.. Page A207</p>	<p>SCLC 95°</p>  <p>CC..21.5.. CC..32.5.. CC..43.. Page A207</p>	<p>SSKC 75°</p>  <p>SC..32.5.. SC..43.. Page A208</p>	<p>SSSC 45°</p>  <p>SC..32.5.. SC..43.. Page A208</p>	<p>STFC 90°</p>  <p>TC..21.5.. TC..32.5.. Page A209</p>
<p>STGC 90°</p>  <p>TC..21.5.. TC..32.5.. Page A209</p>	<p>STSC 45°</p>  <p>TC..21.5.. TC..32.5.. Page A210</p>	<p>STTC 60°</p>  <p>TC..21.5.. TC..32.5.. Page A210</p>	<p>STWC 60°</p>  <p>TC..21.5.. TC..32.5.. Page A211</p>	



Characteristics:
 Cartridge equipped with rhombic negative inserts (angle 80°) and strong cutting edges.
 Axial -6°
 Radial -8°



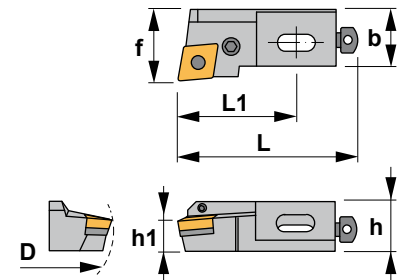
PCFN 90°

Reference	D	h	h1	L	L1	f	b	Insert size	lbs
PCFNR/L16CA-12	2.362	0.984	0.630	2.480	1.496	0.984	0.787	CN..43..	0.308
PCFNR/L20CA-12	2.756	1.181	0.787	2.756	1.575	0.984	0.787	CN..43..	0.374
PCFNR/L25CA-16	3.937	1.378	0.985	3.937	1.967	1.260	0.984	CN..54..	0.836

Reference												Nm	
PCFNR/L16CA-12	8312	1648	5003	3612	4112	1406	1505	0012	5025	2808	1808	5005	3.0
PCFNR/L20CA-12	8012	1608	5003	3612	4112	1406	1506	0012	5003	2808	1808	5005	3.0
PCFNR/L25CA-16	8016	1618	5003	3616	4115	1408	1508	0015	5004	2810	1810	5006	3.0



Characteristics:
 Cartridge equipped with rhombic negative double-sided insert (angle 80°) with strong cutting edge.
 Axial -8°
 Radial -8°



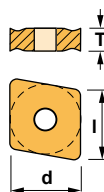
PCLN 95°

Reference	D	h	h1	L	L1	f	b	Insert size	lbs
PCLNR/L16CA-12	2.362	0.984	0.630	2.480	1.496	0.984	0.787	CN..43..	0.297
PCLNR/L20CA-12	2.756	1.181	0.787	2.756	1.575	0.984	0.787	CN..43..	0.352
PCLNR/L25CA-16	3.937	1.378	0.985	3.937	1.967	1.260	0.984	CN..54..	0.825

Reference												Nm	
PCLNR/L16CA-12	8312	1648	5003	3612	4112	1406	1505	0012	5025	2808	1808	5005	3.0
PCLNR/L20CA-12	8012	1608	5003	3612	4112	1406	1506	0012	5003	2808	1808	5005	3.0
PCLNR/L25CA-16	8016	1618	5003	3616	4115	1408	1508	0015	5004	2810	1810	5006	3.0

CN.. 80° rhombic negative inserts. A24-26

Reference	l	T	d
CN..43..	0.508	0.187	0.500
CN..54..	0.634	0.250	0.625



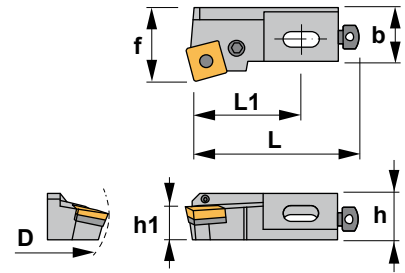
CNMG-CC CNMG-FC CNMG-MC CNMG-MHC CNMG-RC



More inserts: CNMG-CC, CNMG-FC, CNMG-MC, CNMG-MHC, CNMG-RC, CNMG-TC, CNMM.



Characteristics:
 Cartridge equipped with square negative inserts and strong cutting edges.
 Axial -3.75°
 Radial -9.25°



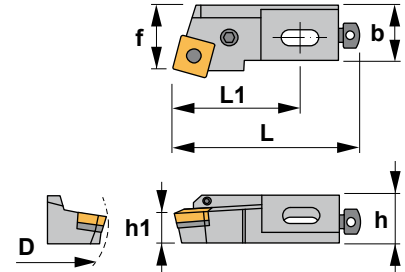
PSKN 75°

Reference	D	h	h1	L	L1	f	b	Insert size	lbs
PSKNR/L12CA-12	1.969	0.787	0.472	2.165	1.378	0.787	0.630	SNMG43..	0.176
PSKNR/L16CA-12	2.362	0.984	0.630	2.480	1.496	0.984	0.787	SNMG43..	0.297
PSKNR/L20CA-12	2.756	1.181	0.787	2.756	1.575	0.984	0.787	SNMG43..	0.396
PSKNR/L25CA-15	3.937	1.378	0.985	3.937	1.967	1.260	0.984	SNMG54..	0.880

Reference												Nm	
PSKNR/L12CA-12	8212	1626	5025	-	-	1405	1505	-	5025	2806	1806	5004	2.0
PSKNR/L16CA-12	8312	1648	5003	3512	4112	1406	1505	0012	5025	2808	1808	5005	3.0
PSKNR/L20CA-12	8012	1608	5003	3512	4112	1406	1506	0012	5003	2808	1808	5005	3.0
PSKNR/L25CA-15	8016	1618	5003	3515	4115	1408	1508	0015	5004	2810	1810	5006	3.0



Characteristics:
 Cartridge equipped with square negative inserts and strong cutting edges.
 Axial -11.25°
 Radial -3.25°



PSRN 75°

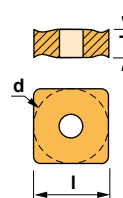
Reference	D	h	h1	L	L1	f	b	Insert size	lbs
PSRNR/L16CA-12	2.362	0.984	0.630	2.480	1.496	0.984	0.787	SNMG43..	0.297
PSRNR/L20CA-12	2.756	1.181	0.787	2.756	1.575	0.984	0.787	SNMG43..	0.396

Reference												Nm	
PSRNR/L16CA-12	8312	1648	5003	3512	4112	1406	1505	0012	5025	2808	1808	5005	3.0
PSRNR/L20CA-12	8012	1608	5003	3512	4112	1406	1506	0012	5003	2808	1808	5005	3.0

SNMG..

Square negative inserts. A33-34

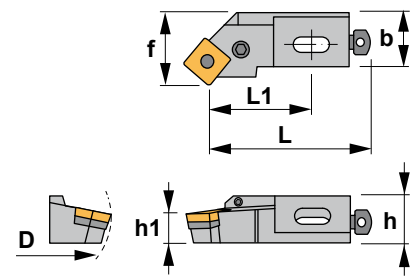
Reference	l	T	d
SNMG43..	0.500	0.187	0.500
SNMG54..	0.625	0.250	0.625





Characteristics:

Cartridge equipped with square negative inserts and strong cutting edges.
Axial -5°
Radial -9.25°



PSSN 45°

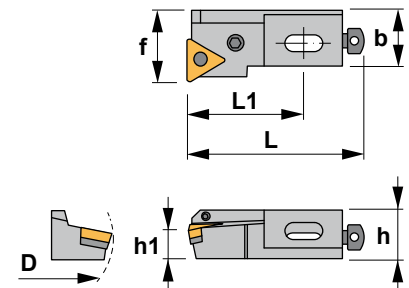
Reference	D	h	h1	L	L1	f	b	Insert size	lbs
PSSNR/L12CA-12	1.969	0.787	0.472	1.850	1.063	0.787	0.630	SNMG43..	0.154
PSSNR/L16CA-12	2.362	0.984	0.630	2.087	1.102	0.984	0.787	SNMG43..	0.242
PSSNR/L20CA-12	2.756	1.181	0.787	2.362	1.181	0.984	0.787	SNMG43..	0.308

Reference												Nm	
PSSNR/L12CA-12	8212	1626	5025	-	-	1405	1505	-	5025	2806	1806	5004	2.0
PSSNR/L16CA-12	8312	1648	5003	3512	4112	1406	1505	0012	5025	2808	1808	5005	3.0
PSSNR/L20CA-12	8012	1608	5003	3512	4112	1406	1506	0012	5003	2808	1808	5005	3.0



Characteristics:

Cartridge equipped with triangular negative inserts and strong cutting edges.
Axial -6°
Radial -9°



PTFN 90°

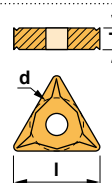
Reference	D	h	h1	L	L1	f	b	Insert size	lbs
PTFNR/L12CA-16	1.969	0.787	0.472	2.165	1.378	0.787	0.630	TNMG33..	0.176
PTFNR/L16CA-16	2.362	0.984	0.630	2.480	1.496	0.984	0.787	TNMG33..	0.264
PTFNR/L20CA-22	2.756	1.181	0.787	2.756	1.575	0.984	0.787	TNMG43..	0.352
PTFNR/L25CA-22	3.937	1.378	0.985	3.937	1.967	1.260	0.984	TNMG43..	0.880

Reference												Nm	
PTFNR/L12CA-16	8216	1605	5002	-	-	1405	1505	-	5025	2806	1806	5004	1.4
PTFNR/L16CA-16	8009	1606	5025	3416	4109	1406	1505	0009	5025	2808	1808	5005	2.0
PTFNR/L20CA-22	8012	1608	5003	3422	4112	1406	1506	0012	5003	2808	1808	5005	3.0
PTFNR/L25CA-22	8012	1608	5003	3422	4112	1408	1508	0012	5004	2810	1810	5006	3.0

TNMG..

Triangular negative inserts. A37-38

Reference	l	T	d
TNMG33..	0.650	0.187	0.375
TNMG43..	0.866	0.187	0.500



TNMG-FC

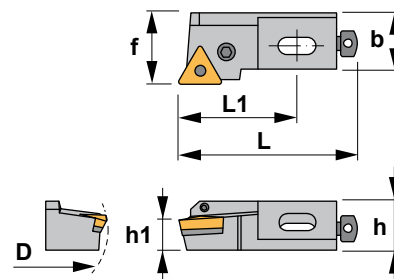
TNMG-MC



More inserts: TNMA, TNMG-CC, TNMG-FMC, TNMG-KC, TNMG-MFC, TNMG-MHC, TNMG-TC, TNMX.



Characteristics:
Cartridge equipped with triangular negative inserts and strong cutting edges.
Axial -6°
Radial -10°



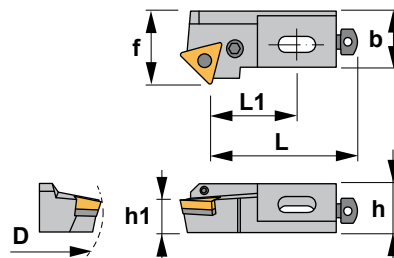
PTGN 90°

Reference	D	h	h1	L	L1	f	b	Insert size	lbs
PTGNR/L12CA-16	1.969	0.787	0.472	2.165	1.378	0.787	0.630	TNMG33..	0.176
PTGNR/L16CA-16	2.362	0.984	0.630	2.480	1.496	0.984	0.787	TNMG33..	0.264
PTGNR/L20CA-22	2.756	1.181	0.787	2.756	1.575	0.984	0.787	TNMG43..	0.352

Reference	[Icons of various tools and components]										Nm		
PTGNR/L12CA-16	8216	1605	5002	-	-	1405	1505	-	5025	2806	1806	5004	1.4
PTGNR/L16CA-16	8009	1606	5025	3416	4109	1406	1505	0009	5025	2808	1808	5005	2.0
PTGNR/L20CA-22	8012	1608	5003	3422	4112	1406	1506	0012	5003	2808	1808	5005	3.0



Characteristics:
Cartridge equipped with triangular negative inserts and strong cutting edges.
Axial -5°
Radial -9.25°



PTSN 45°

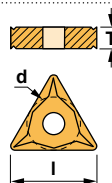
Reference	D	h	h1	L	L1	f	b	Insert size	lbs
PTSNR/L12CA-16	1.969	0.787	0.472	2.165	1.378	0.787	0.630	TNMG33..	0.154
PTSNR/L16CA-16	2.362	0.984	0.630	2.480	1.496	0.984	0.787	TNMG33..	0.286
PTSNR/L20CA-22	2.756	1.181	0.787	2.756	1.575	0.984	0.787	TNMG43..	0.353
PTSNR/L25CA-22	3.937	1.378	0.985	3.937	1.967	1.260	0.984	TNMG43..	0.726

Reference	[Icons of various tools and components]										Nm		
PTSNR/L12CA-16	8216	1605	5002	-	-	1405	1505	-	5025	2806	1806	5004	1.4
PTSNR/L16CA-16	8009	1606	5025	3416	4109	1406	1505	0009	5025	2808	1808	5005	2.0
PTSNR/L20CA-22	8012	1608	5003	3422	4112	1406	1506	0012	5003	2808	1808	5005	3.0
PTSNR/L25CA-22	8012	1608	5003	3422	4112	1408	1508	0012	5004	2810	1810	5006	3.0

TNMG..

Triangular negative inserts. A37-38

Reference	l	T	d
TNMG33..	0.650	0.187	0.375
TNMG43..	0.866	0.187	0.500



TNMG-FC

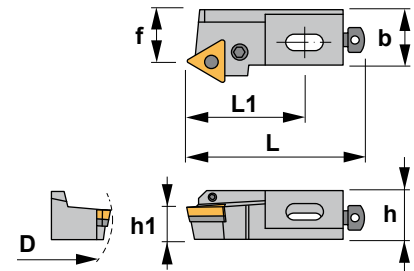
TNMG-MC



More inserts: TNMA, TNMG-CC, TNMG-FMC, TNMG-KC, TNMG-MFC, TNMG-MHC, TNMG-TC, TNMX.



Characteristics:
Cartridge equipped with triangular negative inserts and strong cutting edges.
Axial -3.25°
Radial -9.75°



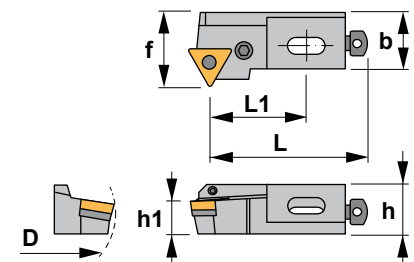
PTTN 60°

Reference	D	h	h1	L	L1	f	b	Insert size	lbs
PTTNR/L12CA-16	1.969	0.787	0.472	2.165	1.378	0.512	0.630	TNMG33..	0.297
PTTNR/L16CA-16	2.362	0.984	0.630	2.480	1.496	0.591	0.787	TNMG33..	0.264
PTTNR/L20CA-22	2.756	1.181	0.787	2.756	1.575	0.591	0.787	TNMG43..	0.352

Reference												Nm	
PTTNR/L12CA-16	8216	1605	5002	-	-	1405	1505	-	5025	2806	1806	5004	1.4
PTTNR/L16CA-16	8009	1606	5025	3416	4109	1406	1505	0009	5025	2808	1808	5005	2.0
PTTNR/L20CA-22	8012	1608	5003	3422	4112	1406	1506	0012	5003	2808	1808	5005	3.0



Characteristics:
Cartridge equipped with triangular negative inserts and strong cutting edges.
Axial -3°
Radial -8.75°



PTWN 30°

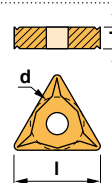
Reference	D	h	h1	L	L1	f	b	Insert size	lbs
PTWNR/L12CA-16	1.969	0.787	0.472	2.165	1.063	0.787	0.630	TNMG33..	0.176
PTWNR/L16CA-16	2.362	0.984	0.630	2.480	1.102	0.984	0.787	TNMG33..	0.286
PTWNR/L20CA-22	2.756	1.181	0.787	2.756	1.181	0.984	0.787	TNMG43..	0.363

Reference												Nm	
PTWNR/L12CA-16	8216	1605	5002	-	-	1405	1505	-	5025	2806	1806	5004	1.4
PTWNR/L16CA-16	8009	1606	5025	3416	4109	1406	1505	0009	5025	2808	1808	5005	2.0
PTWNR/L20CA-22	8012	1608	5003	3422	4112	1406	1506	0012	5003	2808	1808	5005	3.0

TNMG..

Triangular negative inserts. A37-38

Reference	l	T	d
TNMG33..	0.650	0.187	0.375
TNMG43..	0.866	0.187	0.500



TNMG-FC



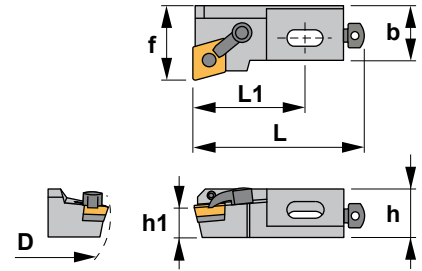
TNMG-MC



More inserts: TNMA, TNMG-CC, TNMG-FMC, TNMG-KC, TNMG-MFC, TNMG-MHC, TNMG-TC, TNMX.



Characteristics:
Cartridge equipped with rhombic negative inserts and strong cutting edges.
Axial -5°
Radial -9°



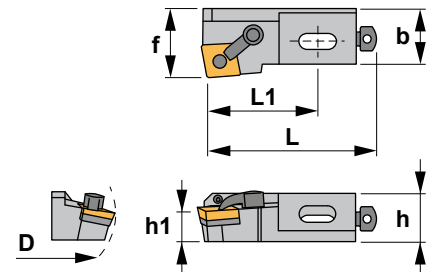
MCFN 90°

Reference	D	h	h1	L	L1	f	b	Insert size	lbs
MCFNR/L10CA-3C	1.575	0.591	0.393	1.969	1.181	0.551	0.433	CN..32..	0.175
MCFNR/L12CA-4C	1.969	0.787	0.472	2.165	1.378	0.787	0.630	CN..43..	0.300
MCFNR/L16CA-4C	2.362	0.984	0.630	2.480	1.497	0.984	0.787	CN..43..	0.400
MCFNR/L20CA-4C	2.756	1.181	0.787	2.756	1.575	0.984	0.787	CN..43..	0.900

Reference										Nm
MCFNR/L10CA-3C	CL-6	XNS-34	5124	-	NL-33	5102	1405	1504	5002	3.5
MCFNR/L12CA-4C	CL-6	XNS-36	5124	-	NL-44	5124	1405	1505	5025	3.5
MCFNR/L16CA-4C	CL-6	XNS-36	5124	ICSN-432	NL-46S	5124	1406	1505	5025	3.5
MCFNR/L20CA-4C	CL-6	XNS-36	5124	ICSN-432	NL-46	5025	1406	1506	5003	3.5



Characteristics:
Cartridge equipped with rhombic negative inserts and strong cutting edges.
Axial -5°
Radial -9°



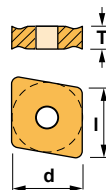
MCKN 75°

Reference	D	h	h1	L	L1	f	b	Insert size	lbs
MCKNR/L10CA-3C	1.575	0.591	0.393	1.969	1.181	0.551	0.433	CN..32..	0.175
MCKNR/L12CA-4C	1.969	0.787	0.472	2.165	1.378	0.787	0.630	CN..43..	0.300
MCKNR/L16CA-4C	2.362	0.984	0.630	2.480	1.497	0.984	0.787	CN..43..	0.400
MCKNR/L20CA-4C	2.756	1.181	0.787	2.756	1.575	0.984	0.787	CN..43..	0.900

Reference										Nm
MCKNR/L10CA-3C	CL-6	XNS-34	5124	-	NL-33	5102	1405	1504	5002	3.5
MCKNR/L12CA-4C	CL-6	XNS-36	5124	-	NL-44	5124	1405	1505	5025	3.5
MCKNR/L16CA-4C	CL-6	XNS-36	5124	ICSN-432	NL-46S	5124	1406	1505	5025	3.5
MCKNR/L20CA-4C	CL-6	XNS-36	5124	ICSN-432	NL-46	5025	1406	1506	5003	3.5

CN.. 80° rhombic negative inserts. A24-26

Reference	l	T	d
CN..32..	0.379	0.125	0.375
CN..43..	0.508	0.187	0.500



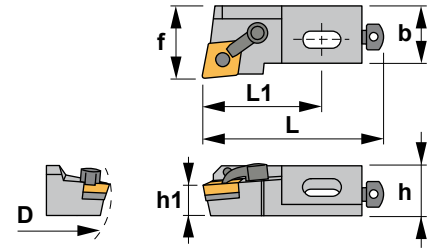
CNMG-CC CNMG-FC CNMG-MC CNMG-MHC CNMG-RC



More inserts: CNMG-CC, CNMG-FC, CNMG-MC, CNMG-MHC, CNMG-RC, CNMG-TC, CNMM.



Characteristics:
 Cartridge equipped with rhombic negative double-sided inserts and strong cutting edges.
 Axial -5°
 Radial -9°



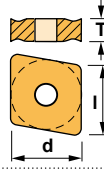
MCLN 95°

Reference	D	h	h1	L	L1	f	b	Insert size	lbs
MCLNR/L10CA-3C	1.575	0.591	0.393	1.969	1.181	0.551	0.433	CN..32..	0.175
MCLNR/L12CA-4C	1.969	0.787	0.472	2.165	1.378	0.787	0.630	CN..43..	0.300
MCLNR/L16CA-4C	2.362	0.984	0.630	2.480	1.497	0.984	0.787	CN..43..	0.400
MCLNR/L20CA-4C	2.756	1.181	0.787	2.756	1.575	0.984	0.787	CN..43..	0.900

Reference										Nm
MCLNR/L10CA-3C	CL-6	XNS-34	5124	-	NL-33	5102	1405	1504	5002	3.5
MCLNR/L12CA-4C	CL-6	XNS-36	5124	-	NL-44	5124	1405	1505	5025	3.5
MCLNR/L16CA-4C	CL-6	XNS-36	5124	ICSN-432	NL-46S	5124	1406	1505	5025	3.5
MCLNR/L20CA-4C	CL-6	XNS-36	5124	ICSN-432	NL-46	5025	1406	1506	5003	3.5

CN.. 80° rhombic negative inserts. A24-26

Reference	l	T	d
CN..32..	0.379	0.125	0.375
CN..43..	0.508	0.187	0.500

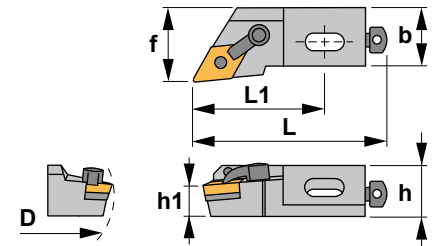


CNMG-CC CNMG-FC CNMG-MC CNMG-MHC CNMG-RC

More inserts: CNMG, CNMA, CNMG-KC, CNMG-FMC, CNMG-MFC, CNMG-TC, CNMM.



Characteristics:
 Cartridge equipped with rhombic negative double-sided inserts and strong cutting edges.
 Axial -9°
 Radial -9°



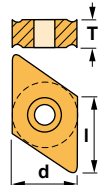
MDJN 93°

Reference	D	h	h1	L	L1	f	b	Insert size	lbs
MDJNR/L12CA-3C	1.969	0.787	0.472	2.165	1.378	0.787	0.630	DN..33..	0.175
MDJNR/L16CA-4C	2.362	0.984	0.630	2.480	1.497	0.984	0.787	DN..43..	0.300
MDJNR/L20CA-4C	2.756	1.181	0.787	2.756	1.575	0.984	0.787	DN..43..	0.400

Reference										Nm
MDJNR/L12CA-3C	CL-6	XNS-36	5124	-	NL-34L	5102	1405	1505	5025	3.5
MDJNR/L16CA-4C	CL-6	XNS-36	5124	IDSN-432	NL-46S	5124	1406	1505	5025	3.5
MDJNR/L20CA-4C	CL-20	XNS-48	5103	IDSN-432	NL-46	5025	1406	1506	5003	3.0

DN.. 55° rhombic negative inserts. A28-30

Reference	l	T	d
DN..33..	0.457	0.187	0.375
DN..43..	0.610	0.187	0.500

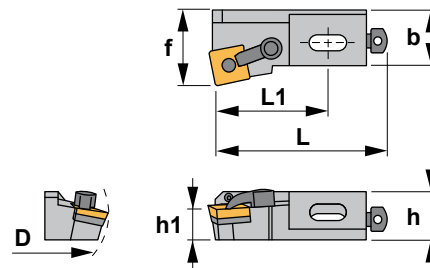


DNMG-FC DNMG-FMC DNMG-KC DNMG-MC DNMG-MFC

More inserts: DNMG-MHC, DNMG-TC, DNMX.



Characteristics:
 Cartridge equipped with square negative inserts and strong cutting edges.
 Axial -5°
 Radial -9°



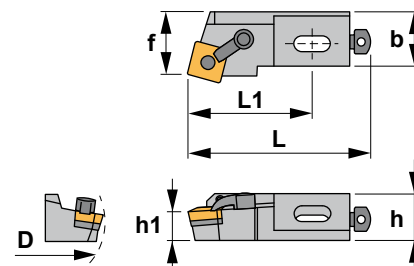
MSKN 75°

Reference	D	h	h1	L	L1	f	b	Insert size	lbs
MSKNR/L10CA-3C	1.575	0.591	0.393	1.969	1.181	0.551	0.433	SNMG32..	0.175
MSKNR/L12CA-4C	1.969	0.787	0.472	2.165	1.378	0.787	0.630	SNMG43..	0.300
MSKNR/L16CA-4C	2.362	0.984	0.630	2.480	1.497	0.984	0.787	SNMG43..	0.400
MSKNR/L20CA-5C	2.756	1.181	0.787	2.756	1.575	0.984	0.787	SNMG54..	0.900

Reference									Nm	
MSKNR/L10CA-3C	CL-6	XNS-34	5124	-	NL-33	5102	1405	1504	5002	3.5
MSKNR/L12CA-4C	CL-6	XNS-36	5124	-	NL-44	5124	1405	1505	5025	3.5
MSKNR/L16CA-4C	CL-6	XNS-36	5124	ISSN-432	NL-46S	5124	1406	1505	5025	3.5
MSKNR/L20CA-5C	CL-20	XNS-48	5103	ISSN-533	NL-58	5103	1406	1506	5003	3.0



Characteristics:
 Cartridge equipped with square negative inserts and strong cutting edges.
 Axial -11.25°
 Radial -3.25°



MSRN 75°

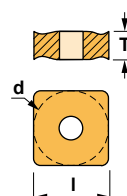
Reference	D	h	h1	L	L1	f	b	Insert size	lbs
MSRNR/L10CA-3C	1.575	0.591	0.393	1.969	1.181	0.551	0.433	SNMG32..	0.175
MSRNR/L12CA-4C	1.969	0.787	0.472	2.165	1.378	0.787	0.630	SNMG43..	0.300
MSRNR/L16CA-4C	2.362	0.984	0.630	2.480	1.497	0.984	0.787	SNMG43..	0.400
MSRNR/L20CA-5C	2.756	1.181	0.787	2.756	1.575	0.984	0.787	SNMG54..	0.900

Reference									Nm	
MSRNR/L10CA-3C	CL-6	XNS-34	5124	-	NL-33	5102	1405	1504	5002	3.5
MSRNR/L12CA-4C	CL-6	XNS-36	5124	-	NL-44	5124	1405	1505	5025	3.5
MSRNR/L16CA-4C	CL-6	XNS-36	5124	ISSN-432	NL-46S	5124	1406	1505	5025	3.5
MSRNR/L20CA-5C	CL-20	XNS-48	5103	ISSN-533	NL-58S	5103	1406	1506	5003	3.0

SNMG..

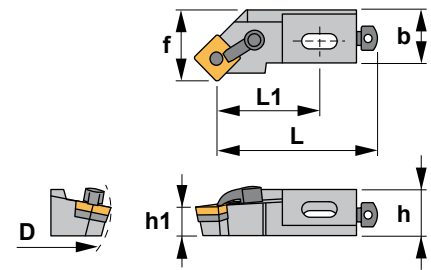
Square negative inserts. A33-34

Reference	l	T	d
SNMG32..	0.375	0.125	0.375
SNMG43..	0.500	0.187	0.500
SNMG54..	0.625	0.250	0.625





Characteristics:
 Cartridge equipped with square negative inserts and strong cutting edges.
 Axial -5°
 Radial -9°



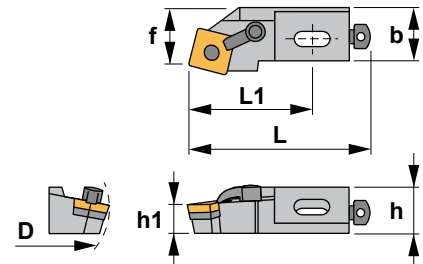
MSSN 45°

Reference	D	h	h1	L	L1	f	b	Insert size	lbs
MSSNR/L10CA-3C	1.575	0.591	0.393	1.732	0.945	0.551	0.433	SNMG32..	0.175
MSSNR/L12CA-4C	1.969	0.787	0.472	1.850	1.063	0.787	0.630	SNMG43..	0.300
MSSNR/L16CA-4C	2.362	0.984	0.630	2.087	1.102	0.984	0.787	SNMG43..	0.400
MSSNR/L20CA-5C	2.756	1.181	0.787	2.362	1.181	0.984	0.787	SNMG54..	0.900

Reference										Nm
MSSNR/L10CA-3C	CL-6	XNS-34	5124	-	NL-33	5102	1405	1504	5002	3.5
MSSNR/L12CA-4C	CL-6	XNS-36	5124	-	NL-44	5124	1405	1505	5025	3.5
MSSNR/L16CA-4C	CL-6	XNS-36	5124	ISSN-432	NL-46S	5124	1406	1505	5025	3.5
MSSNR/L20CA-5C	CL-20	XNS-48	5103	ISSN-533	NL-58	5103	1406	1506	5003	3.0



Characteristics:
 Cartridge equipped with square negative inserts and strong cutting edges.
 Axial -5°
 Radial -9°



MSTN 60°

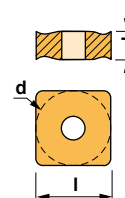
Reference	D	h	h1	L	L1	f	b	Insert size	lbs
MSTNR/L10CA-3C	1.575	0.591	0.393	1.969	1.181	0.354	0.433	SNMG32..	0.175
MSTNR/L12CA-4C	1.969	0.787	0.472	2.165	1.378	0.512	0.630	SNMG43..	0.300
MSTNR/L16CA-4C	2.362	0.984	0.630	2.480	1.497	0.590	0.787	SNMG43..	0.400
MSTNR/L20CA-5C	2.756	1.181	0.787	2.756	1.575	0.590	0.787	SNMG54..	0.900

Reference										Nm
MSTNR/L10CA-3C	CL-6	XNS-34	5124	-	NL-33	5102	1405	1504	5002	3.5
MSTNR/L12CA-4C	CL-6	XNS-36	5124	-	NL-44	5124	1405	1505	5025	3.5
MSTNR/L16CA-4C	CL-6	XNS-36	5124	ISSN-432	NL-46S	5124	1406	1505	5025	3.5
MSTNR/L20CA-5C	CL-20	XNS-48	5103	ISSN-533	NL-58	5103	1406	1506	5003	3.0

SNMG..

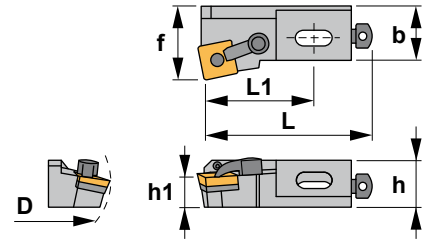
Square negative inserts. A33-34

Reference	l	T	d
SNMG32..	0.375	0.125	0.375
SNMG43..	0.500	0.187	0.500
SNMG54..	0.625	0.250	0.625





Characteristics:
 Cartridge equipped with square negative inserts and strong cutting edges.
 Axial -5°
 Radial -9°



MSYN 85°


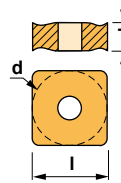
Reference	D	h	h1	L	L1	f	b	Insert size	lbs
MSYNR/L10CA-3C	1.575	0.591	0.393	1.969	1.181	0.551	0.433	SNMG32..	0.175
MSYNR/L12CA-4C	1.969	0.787	0.472	2.165	1.378	0.787	0.630	SNMG43..	0.300
MSYNR/L16CA-4C	2.362	0.984	0.630	2.480	1.497	0.984	0.787	SNMG43..	0.400
MSYNR/L20CA-5C	2.756	1.181	0.787	2.756	1.575	0.984	0.787	SNMG54..	0.900

Reference										Nm
MSYNR/L10CA-3C	CL-6	XNS-34	5124	-	NL-33	5102	1405	1504	5002	3.5
MSYNR/L12CA-4C	CL-6	XNS-36	5124	-	NL-44	5124	1405	1505	5025	3.5
MSYNR/L16CA-4C	CL-6	XNS-36	5124	ISSN-432	NL-46S	5124	1406	1505	5025	3.5
MSYNR/L20CA-5C	CL-20	XNS-48	5103	ISSN-533	NL-58	5103	1406	1506	5003	3.0

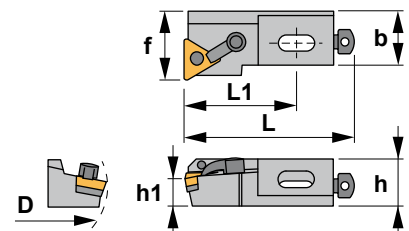
SNMG..

Square negative inserts. A33-34

Reference	l	T	d
SNMG32..	0.375	0.156	0.375
SNMG43..	0.500	0.187	0.500
SNMG54..	0.625	0.250	0.625



Characteristics:
 Cartridge equipped with triangular negative inserts and strong cutting edges.
 Axial -5°
 Radial -9°



MTFN 90°

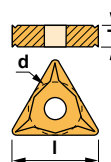
Reference	D	h	h1	L	L1	f	b	Insert size	lbs
MTFNr/L12CA-3C	1.969	0.787	0.472	2.165	1.378	0.787	0.630	TNMG33..	0.175
MTFNr/L16CA-3C	2.362	0.984	0.630	2.480	1.497	0.984	0.787	TNMG33..	0.300
MTFNr/L20CA-4C	2.756	1.181	0.787	2.756	1.575	0.984	0.787	TNMG43..	0.400

Reference										Nm
MTFNr/L12CA-3C	CL-6	XNS-36	5124	-	NL-33L	5102	1405	1505	5025	3.5
MTFNr/L16CA-3C	CL-6	XNS-36	5124	ITSN-322	NL-34L	5102	1406	1505	5025	3.5
MTFNr/L20CA-4C	CL-20	XNS-48	5103	ITSN-433	NL-46	5025	1406	1506	5003	3.0

TNMG..

Triangular negative inserts. A37-38

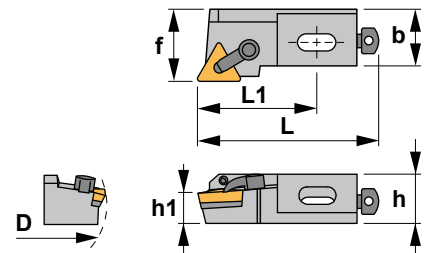
Reference	l	T	d
TNMG33..	0.650	0.187	0.375
TNMG43..	0.866	0.187	0.500





Characteristics:

Cartridge equipped with triangular negative inserts and strong cutting edges.
Axial -5°
Radial -9°



MTGN 90°

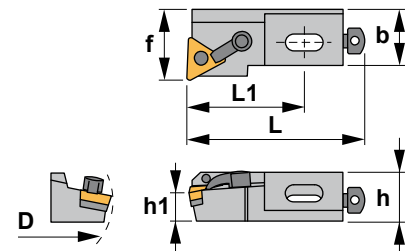
Reference	D	h	h1	L	L1	f	b	Insert size	lbs
MTGNR/L12CA-3C	1.969	0.787	0.472	2.165	1.378	0.787	0.630	TNMG33..	0.175
MTGNR/L16CA-3C	2.362	0.984	0.630	2.480	1.497	0.984	0.787	TNMG33..	0.300
MTGNR/L20CA-4C	2.756	1.181	0.787	2.756	1.575	0.984	0.787	TNMG43..	0.400

Reference										Nm
MTGNR/L12CA-3C	CL-6	XNS-36	5124	-	NL-33L	5102	1405	1505	5025	3.5
MTGNR/L16CA-3C	CL-6	XNS-36	5124	ITSN-322	NL-34L	5102	1406	1505	5025	3.5
MTGNR/L20CA-4C	CL-20	XNS-48	5103	ITSN-433	NL-46	5025	1406	1506	5003	3.0



Characteristics:

Cartridge equipped with triangular negative inserts and strong cutting edges.
Axial -5°
Radial -9°



MTUN 93°

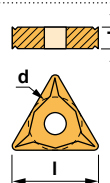
Reference	D	h	h1	L	L1	f	b	Insert size	lbs
MTUNR/L12CA-3C	1.969	0.787	0.472	2.165	1.378	0.787	0.630	TNMG33..	0.175
MTUNR/L16CA-3C	2.362	0.984	0.630	2.480	1.497	0.984	0.787	TNMG33..	0.300
MTUNR/L20CA-4C	2.756	1.181	0.787	2.756	1.575	0.984	0.787	TNMG43..	0.400

Reference										Nm
MTUNR/L12CA-3C	CL-6	XNS-36	5124	-	NL-33L	5102	1405	1505	5025	3.5
MTUNR/L16CA-3C	CL-6	XNS-36	5124	ITSN-322	NL-34L	5102	1406	1505	5025	3.5
MTUNR/L20CA-4C	CL-20	XNS-48	5103	ITSN-433	NL-46	5025	1406	1506	5003	3.0

TNMG..

Triangular negative inserts. A37-38

Reference	l	T	d
TNMG33..	0.650	0.187	0.375
TNMG43..	0.866	0.187	0.500



TNMG-FC



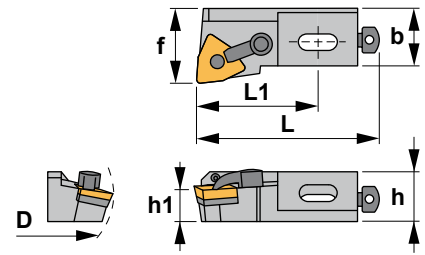
TNMG-MC



More inserts: TNMA, TNMG-CC, TNMG-FMC, TNMG-KC, TNMG-MFC, TNMG-MHC, TNMG-TC, TNMX.



Characteristics:
 Cartridge equipped with trigon negative inserts and strong cutting edges.
 Axial -5°
 Radial -9°



MWLN 95°

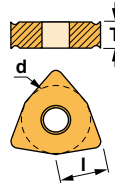
Reference	D	h	h1	L	L1	f	b	Insert size	lbs
MWLNLR/L10CA-3C	1.575	0.591	0.393	1.969	1.181	0.551	0.433	WNMG33..	0.175
MWLNLR/L12CA-4C	1.969	0.787	0.472	2.165	1.378	0.787	0.630	WNMG43..	0.300
MWLNLR/L16CA-4C	2.362	0.984	0.630	2.480	1.497	0.984	0.787	WNMG43..	0.400
MWLNLR/L20CA-4C	2.756	1.181	0.787	2.756	1.575	0.984	0.787	WNMG43..	0.900

Reference										Nm
MWLNLR/L10CA-3C	CL-6	XNS-34	5124	-	NL-33L	5102	1405	1504	5002	3.5
MWLNLR/L12CA-4C	CL-6	XNS-36	5124	-	NL-44	5124	1405	1505	5025	3.5
MWLNLR/L16CA-4C	CL-6	XNS-36	5124	IWSN-433	NL-46S	5124	1406	1505	5025	3.5
MWLNLR/L20CA-4C	CL-6	XNS-36	5124	IWSN-433	NL-46	5025	1406	1506	5003	3.5

WNMG..

80° trigon negative inserts. A42-43

Reference	l	T	d
WNMG33..	0.254	0.187	0.375
WNMG43..	0.320	0.187	0.500



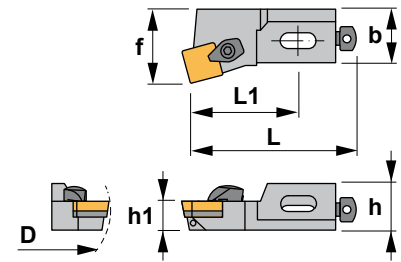
WNMG-FC WNMG-FMC WNMG-KC WNMG-MFC WNMG-MC



More inserts: WNMG-MHC, WNMG-TC.

**Characteristics:**

Cartridge equipped with square positive inserts and strong cutting edges.
Axial 5.75°
Radial 1.50°

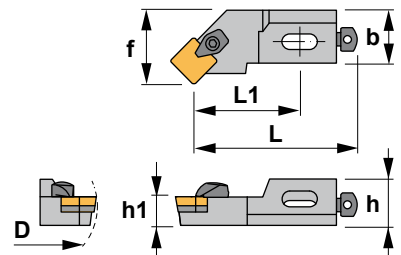
**CSKP 75°**

Reference	D	h	h1	L	L1	f	b	Insert size	lbs
CSKPR/L10CA-09	1.575	0.591	0.393	1.969	1.181	0.551	0.433	SP..32..	0.077
CSKPR/L12CA-12	1.969	0.787	0.472	2.165	1.378	0.787	0.630	SP..42..	0.165
CSKPR/L16CA-12	2.165	0.984	0.630	2.480	1.497	0.984	0.787	SP..42..	0.275

Reference										Nm	
CSKPR/L10CA-09	2304	5025	-	-	1405	1504	5002	2806	1816	5004	2.0
CSKPR/L12CA-12	2305	5003	-	-	1405	1505	5025	2806	1806	5004	3.0
CSKPR/L16CA-12	2305	5003	3112	4002	1406	1505	5025	2808	1808	5005	3.0

**Characteristics:**

Cartridge equipped with square positive inserts and strong cutting edges.
Axial 3.5°
Radial 3.5°

**CSSP 45°**

Reference	D	h	h1	L	L1	f	b	Insert size	lbs
CSSPR/L10CA-09	1.575	0.591	0.393	1.732	0.945	0.551	0.433	SP..32..	0.077
CSSPR/L12CA-12	1.969	0.787	0.472	1.850	1.063	0.787	0.630	SP..42..	0.143
CSSPR/L16CA-12	2.165	0.984	0.630	2.087	1.102	0.984	0.787	SP..42..	0.198

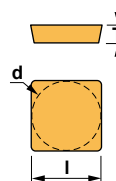
Reference										Nm	
CSSPR/L10CA-09	2304	5025	-	-	1405	1504	5002	2806	1816	5004	2.0
CSSPR/L12CA-12	2305	5003	-	-	1405	1505	5025	2806	1806	5004	3.0
CSSPR/L16CA-12	2305	5003	3112	4002	1406	1505	5025	2808	1808	5005	3.0

SP..

Square positive inserts with 11° clearance. A35

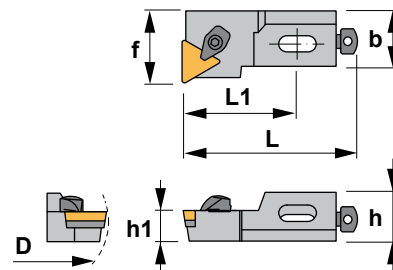
Reference

Reference	l	T	d
SP..32..	0.375	0.125	0.375
SP..42..	0.500	0.125	0.500

**SPMR****SPUN**



Characteristics:
 Cartridge equipped with triangular positive inserts and strong cutting edges.
 Axial 6°
 Radial 0°



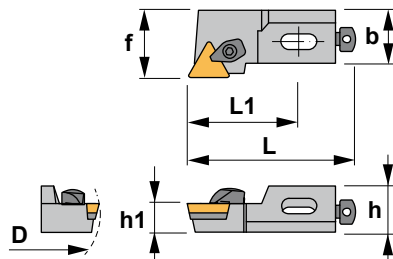
CTFP 90°

Reference	D	h	h1	L	L1	f	b	Insert size	lbs
CTFPR/L10CA-11	1.575	0.591	0.393	1.969	1.181	0.551	0.433	TP..22..	0.077
CTFPR/L12CA-16	1.969	0.787	0.472	2.165	1.378	0.787	0.630	TP..32..	0.176
CTFPR/L16CA-16	2.165	0.984	0.630	2.480	1.497	0.984	0.787	TP..32..	0.264

Reference										Nm	
CTFPR/L10CA-11	2304	5025	-	-	1405	1504	5002	2806	1816	5004	2.0
CTFPR/L12CA-16	2305	5003	-	-	1405	1505	5025	2806	1806	5004	3.0
CTFPR/L16CA-16	2305	5003	3116	4002	1406	1505	5025	2808	1808	5005	3.0



Characteristics:
 Cartridge equipped with triangular positive inserts and strong cutting edges.
 Axial 0°
 Radial 4°




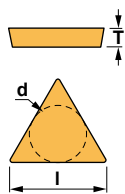
CTGP 90°

Reference	D	h	h1	L	L1	f	b	Insert size	lbs
CTGPR/L10CA-11	1.575	0.591	0.393	1.969	1.181	0.551	0.433	TP..22..	0.077
CTGPR/L12CA-16	1.969	0.787	0.472	2.165	1.378	0.787	0.630	TP..32..	0.154
CTGPR/L16CA-16	2.362	0.984	0.630	2.480	1.497	0.984	0.787	TP..32..	0.253

Reference										Nm	
CTGPR/L10CA-11	2304	5025	-	-	1405	1504	5002	2806	1816	5004	2.0
CTGPR/L12CA-16	2305	5003	-	-	1405	1505	5025	2806	1806	5004	3.0
CTGPR/L16CA-16	2305	5003	3116	4002	1406	1505	5025	2808	1808	5005	3.0

TP.. Triangular positive inserts with 11° clearance. A39

Reference	l	T	d
TP..22..	0.433	0.125	0.250
TP..32..	0.650	0.125	0.375



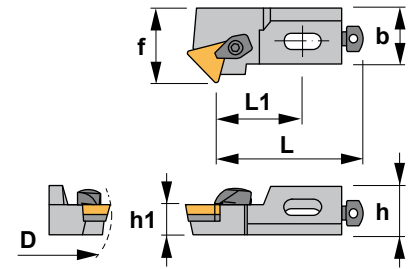


Characteristics:

Cartridge equipped with triangular positive inserts and strong cutting edges.

Axial 2.75°

Radial 2.75°



CTSP 45°

Reference	D	h	h1	L	L1	f	b	Insert size	lbs
CTSPR/L10CA-11	1.575	0.591	0.393	1.732	0.945	0.551	0.433	TP..22..	0.077
CTSPR/L12CA-16	1.969	0.787	0.472	1.063	1.063	0.787	0.630	TP..32..	0.165
CTSPR/L16CA-16	2.165	0.984	0.630	2.087	1.102	0.984	0.787	TP..32..	0.308

Reference											Nm
CTSPR/L10CA-11	2304	5025	-	-	1405	1504	5002	2806	1816	5004	2.0
CTSPR/L12CA-16	2305	5003	-	-	1405	1505	5025	2806	1806	5004	3.0
CTSPR/L16CA-16	2305	5003	3116	4002	1406	1505	5025	2808	1808	5005	3.0

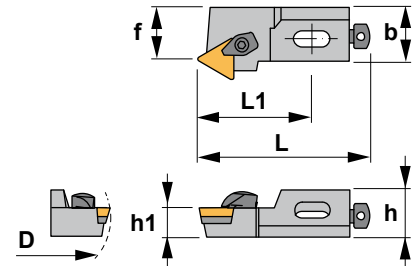


Characteristics:

Cartridge equipped with triangular positive inserts and strong cutting edges.

Axial 2.5°

Radial 4.3°



CTPP 60°


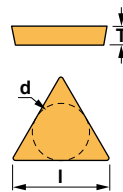
Reference	D	h	h1	L	L1	f	b	Insert size	lbs
CTTPR/L10CA-11	1.575	0.591	0.393	1.969	1.181	0.354	0.433	TP..22..	0.088
CTTPR/L12CA-16	1.969	0.787	0.472	2.165	1.380	0.512	0.630	TP..32..	0.165
CTTPR/L16CA-16	2.165	0.984	0.630	2.480	1.496	0.591	0.787	TP..32..	0.253

Reference											Nm
CTTPR/L10CA-11	2304	5025	-	-	1405	1504	5002	2806	1816	5004	2.0
CTTPR/L12CA-16	2305	5003	-	-	1405	1505	5025	2806	1806	5004	3.0
CTTPR/L16CA-16	2305	5003	3116	4002	1406	1505	5025	2808	1808	5005	3.0

TP..

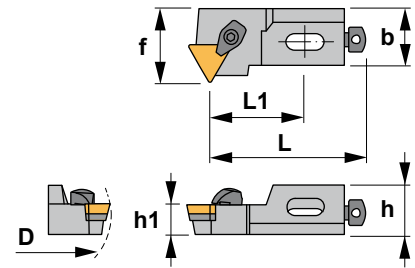
Triangular positive inserts with 11° clearance. A39

Reference	l	T	d
TP..22..	0.433	0.125	0.250
TP..32..	0.650	0.125	0.375





Characteristics:
 Cartridge equipped with triangular positive inserts and strong cutting edges.
 Axial 5.25°
 Radial 3°




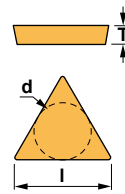
CTWP 30°

Reference	D	h	h1	L	L1	f	b	Insert size	lbs
CTWPR/L10CA-11	1.575	0.591	0.393	1.732	0.945	0.551	0.433	TP..22..	0.077
CTWPR/L12CA-16	1.969	0.787	0.472	1.850	1.063	0.787	0.630	TP..32..	0.143
CTWPR/L16CA-16	2.165	0.984	0.630	2.087	1.102	0.984	0.787	TP..32..	0.231

Reference										Nm	
CTWPR/L10CA-11	2304	5025	-	-	1405	1504	5002	2806	1816	5004	2.0
CTWPR/L12CA-16	2305	5003	-	-	1405	1505	5025	2806	1806	5004	3.0
CTWPR/L16CA-16	2305	5003	3116	4002	1406	1505	5025	2808	1808	5005	3.0

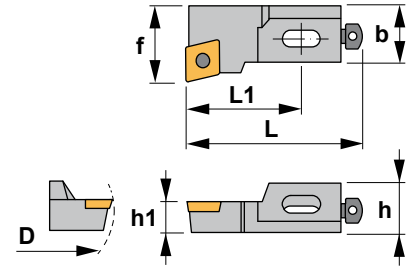
TP.. Triangular positive inserts with 11° clearance. A39

Reference	l	T	d
TP..22..	0.433	0.125	0.250
TP..32..	0.650	0.125	0.375





Characteristics:
 Cartridge equipped with rhombic positive insert (angle 80°).
 Axial 0°
 Radial 0°



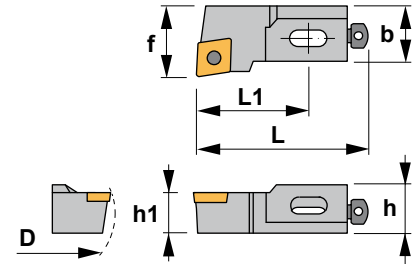
SCFC 90°

Reference	D	h	h1	L	L1	f	b	Insert size	lbs
SCFCR/L06CA-06	0.315	0.236	0.236	0.984	0.531	0.394	0.196	CC..21.5..	0.011
SCFCR/L08CA-06	0.433	0.315	0.315	1.063	0.590	0.394	0.295	CC..21.5..	0.022
SCFCR/L10CA-09	1.181	0.551	0.394	1.653	0.945	0.551	0.394	CC..32.5..	0.066
SCFCR/L12CA-12	1.575	0.630	0.472	1.850	0.984	0.787	0.551	CC..43..	0.132

Reference									Nm
SCFCR/L06CA-06	1425	5507	1403	1503	5015	2803	1803	5002	0.9
SCFCR/L08CA-06	1425	5507	1404	1503	5015	2804	1804	5025	0.9
SCFCR/L10CA-09	1440	5515	1405	1504	5002	2806	1806	5004	3.0
SCFCR/L12CA-12	1250	5520	1405	1505	5025	2806	1806	5004	4.0



Characteristics:
 Cartridge equipped with rhombic positive insert (angle 80°).
 Axial 0°
 Radial 0°



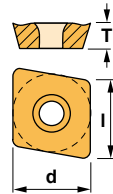
SCLC 95°

Reference	D	h	h1	L	L1	f	b	Insert size	lbs
SCLCR/L06CA-06	0.315	0.236	0.236	0.984	0.531	0.394	0.196	CC..21.5..	0.011
SCLCR/L08CA-06	0.433	0.315	0.315	1.063	0.590	0.394	0.295	CC..21.5..	0.022
SCLCR/L10CA-09	1.181	0.551	0.394	1.653	0.945	0.551	0.394	CC..32.5..	0.066
SCLCR/L12CA-12	1.575	0.630	0.472	1.850	0.984	0.787	0.551	CC..43..	0.132

Reference									Nm
SCLCR/L06CA-06	1425	5507	1403	1503	5015	2803	1803	5002	0.9
SCLCR/L08CA-06	1425	5507	1404	1503	5015	2804	1804	5025	0.9
SCLCR/L10CA-09	1440	5515	1405	1504	5002	2806	1806	5004	3.0
SCLCR/L12CA-12	1250	5520	1405	1505	5025	2806	1806	5004	4.0

CC.. 80° rhombic positive inserts with 7° clearance. A23

Reference	l	T	d
CC..21.5..	0.254	0.094	0.250
CC..32.5..	0.380	0.156	0.375
CC..43..	0.508	0.187	0.500

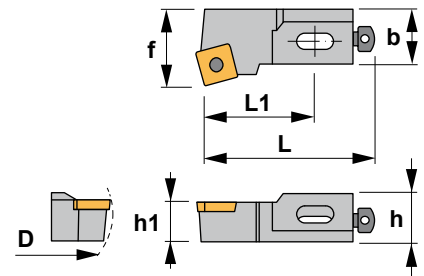


CCGT-AL CCGT-AP CCMT CCMW





Characteristics:
 Cartridge equipped with square positive inserts.
 Axial -1°
 Radial -3.75°



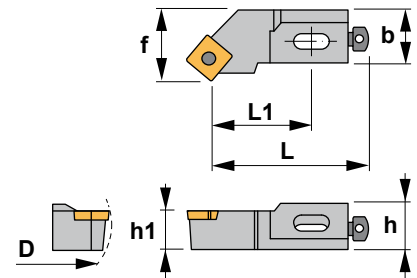
SSKC 75°

Reference	D	h	h1	L	L1	f	b	Insert size	lbs
SSKCR/L10CA-09	1.181	0.551	0.394	1.969	1.181	0.551	0.394	SC..32.5..	0.066
SSKCR/L12CA-12	1.575	0.630	0.472	2.165	2.165	0.787	0.551	SC..43..	0.143
SSKCR/L16CA-12	1.969	0.787	0.630	2.480	2.480	0.984	0.689	SC..43..	0.253

Reference									Nm
SSKCR/L10CA-09	1440	5515	1405	1504	5002	2806	1816	5004	3.0
SSKCR/L12CA-12	1250	5520	1405	1505	5025	2806	1806	5004	4.0
SSKCR/L16CA-12	1250	5520	1406	1505	5025	2808	1808	5005	4.0



Characteristics:
 Cartridge equipped with square positive inserts.
 Axial -3.5°
 Radial -3.5°



SSSC 45°

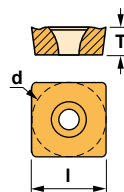
Reference	D	h	h1	L	L1	f	b	Insert size	lbs
SSSCR/L10CA-09	1.181	0.551	0.394	1.732	0.945	0.551	0.394	SC..32.5..	0.066
SSSCR/L12CA-12	1.575	0.630	0.472	1.850	1.063	0.787	0.551	SC..43..	0.121
SSSCR/L16CA-12	1.969	0.787	0.630	2.087	1.102	0.984	0.689	SC..43..	0.198

Reference									Nm
SSSCR/L10CA-09	1440	5515	1405	1504	5002	2806	1816	5004	3.0
SSSCR/L12CA-12	1250	5520	1405	1505	5025	2806	1806	5004	4.0
SSSCR/L16CA-12	1250	5520	1406	1505	5025	2808	1808	5005	4.0

SC..

Square positive inserts with 7° clearance. A32

Reference	I	T	d
SC..32.5..	0.375	0.156	0.375
SC..43..	0.500	0.187	0.500

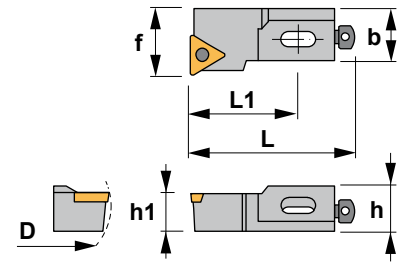


SCGT-AL SCMT SCMT-39 SCMW





Characteristics:
 Cartridge for face turning applications
 equipped with triangular positive inserts.
 Axial 0°
 Radial 0°



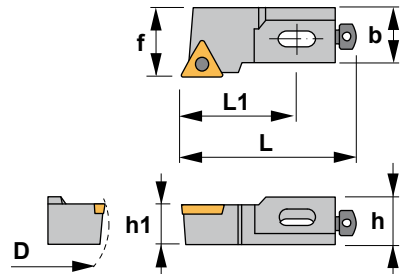
STFC 90°

Reference	D	h	h1	L	L1	f	b	Insert size	lbs
STFCR/L08CA-11	0.984	0.433	0.315	1.417	0.591	0.433	0.295	TC..21.5..	0.022
STFCR/L10CA-11	1.181	0.551	0.394	1.969	1.181	0.551	0.394	TC..21.5..	0.077
STFCR/L12CA-16	1.575	0.630	0.472	2.165	1.378	0.787	0.551	TC..32.5..	0.143
STFCR/L16CA-16	1.969	0.787	0.630	2.480	1.496	0.984	0.689	TC..32.5..	0.275

Reference									Nm
STFCR/L08CA-11	1225	5507	1404	1503	5015	2804	1804	5025	0.9
STFCR/L10CA-11	1225	5507	1405	1504	5002	2806	1816	5004	0.9
STFCR/L12CA-16	1240	5515	1405	1505	5025	2806	1806	5004	3.0
STFCR/L16CA-16	1240	5515	1406	1505	5025	2808	1808	5005	3.0



Characteristics:
 Cartridge for face turning applications
 equipped with triangular positive inserts.
 Axial 0°
 Radial -3°



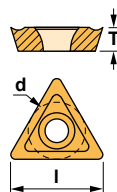
STGC 90°

Reference	D	h	h1	L	L1	f	b	Insert size	lbs
STGCR/L10CA-11	1.181	0.551	0.394	1.969	1.181	0.551	0.394	TC..21.5..	0.077
STGCR/L12CA-16	1.575	0.630	0.472	2.165	1.378	0.787	0.551	TC..32.5..	0.143
STGCR/L16CA-16	1.969	0.787	0.630	2.480	1.496	0.984	0.689	TC..32.5..	0.245

Reference									Nm
STGCR/L10CA-11	1225	5507	1405	1504	5002	2806	1816	5004	0.9
STGCR/L12CA-16	1240	5515	1405	1505	5025	2806	1806	5004	3.0
STGCR/L16CA-16	1240	5515	1406	1505	5025	2808	1808	5005	3.0

TC.. Triangular positive inserts with 7° clearance. A36

Reference	l	T	d
TC..21.5..	0.433	0.094	0.250
TC..32.5..	0.650	0.156	0.375



TCGT-AL



TCMT

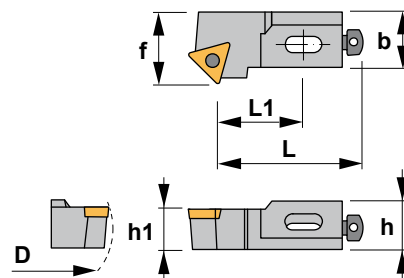


TCMW





Characteristics:
Cartridge for face turning applications
equipped with triangular positive inserts.
Axial 0°
Radial 0°



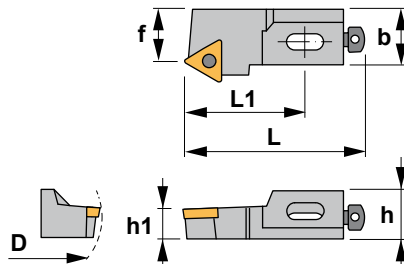
STSC 45°

Reference	D	h	h1	L	L1	f	b	Insert size	
STSCR/L08CA-11	0.984	0.433	0.315	1.063	0.394	0.433	0.295	TC..21.5..	0.011
STSCR/L10CA-11	1.181	0.551	0.394	1.732	0.945	0.551	0.394	TC..21.5..	0.077
STSCR/L12CA-16	1.575	0.630	0.472	1.850	1.063	0.787	0.551	TC..32.5..	0.143
STSCR/L16CA-16	1.969	0.787	0.630	2.087	1.102	0.984	0.689	TC..32.5..	0.242

Reference									Nm
STSCR/L08CA-11	1225	5507	1404	1503	5015	2804	1804	5025	0.9
STSCR/L10CA-11	1225	5507	1405	1504	5002	2806	1816	5004	0.9
STSCR/L12CA-16	1240	5515	1405	1505	5025	2806	1806	5004	3.0
STSCR/L16CA-16	1240	5515	1406	1505	5025	2808	1808	5005	3.0



Characteristics:
Cartridge for face turning applications
equipped with triangular positive inserts.
Axial 0°
Radial 0°



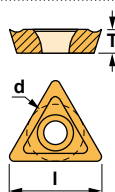
STTC 60°

Reference	D	h	h1	L	L1	f	b	Insert size	
STTCR/L08CA-11	0.984	0.433	0.315	1.417	0.394	0.433	0.295	TC..21.5..	0.022
STTCR/L10CA-11	1.181	0.551	0.394	1.969	1.181	0.551	0.394	TC..21.5..	0.077
STTCR/L12CA-16	1.575	0.630	0.472	2.165	1.378	0.512	0.551	TC..32.5..	0.143
STTCR/L16CA-16	1.969	0.787	0.630	2.480	1.496	0.591	0.689	TC..32.5..	0.231

Reference									Nm
STTCR/L08CA-11	1225	5507	1404	1503	5015	2804	1804	5025	0.9
STTCR/L10CA-11	1225	5507	1405	1504	5002	2806	1816	5004	0.9
STTCR/L12CA-16	1240	5515	1405	1505	5025	2806	1806	5004	3.0
STTCR/L16CA-16	1240	5515	1406	1505	5025	2808	1808	5005	3.0

TC.. Triangular positive inserts with 7° clearance. A36

Reference	l	T	d
TC..21.5..	0.433	0.094	0.250
TC..32.5..	0.650	0.156	0.375



TCGT-AL



TCMT

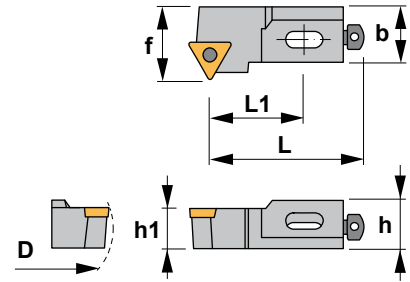


TCMW





Characteristics:
 Cartridge for face turning applications
 equipped with triangular positive inserts.
 Axial 0°
 Radial 0°



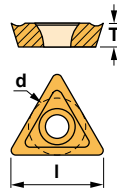
STWC 60°

Reference	D	h	h1	L	L1	f	b	Insert size	lbs
STWCR/L08CA-11	0.984	0.433	0.315	1.063	0.394	0.394	0.295	TC..21.5..	0.011
STWCR/L10CA-11	1.181	0.551	0.394	1.732	0.945	0.551	0.394	TC..21.5..	0.077
STWCR/L12CA-16	1.575	0.630	0.472	1.850	1.063	0.787	0.551	TC..32.5..	0.143
STWCR/L16CA-16	1.969	0.787	0.630	2.087	1.102	0.984	0.689	TC..32.5..	0.243

Reference									Nm
STWCR/L08CA-11	1225	5507	1404	1503	5015	2804	1804	5025	0.9
STWCR/L10CA-11	1225	5507	1405	1504	5002	2806	1816	5004	0.9
STWCR/L12CA-16	1240	5515	1405	1505	5025	2806	1806	5004	3.0
STWCR/L16CA-16	1240	5515	1406	1505	5025	2808	1808	5005	3.0

TC.. Triangular positive inserts with 7° clearance. A36

Reference	l	T	d
TC..21.5..	0.433	0.094	0.250
TC..32.5..	0.650	0.156	0.375



TCGT-AL



TCMT



TCMW



