




















CERAMIC

Contents - Ceramic inserts	D02
Ceramic inserts	D03-07
Applications index	D08
Toolholders	D09-18



Ceramic inserts

<p>CNGA</p>  <p>Page D03 0° <input type="checkbox"/></p>	<p>CNGN</p>  <p>Page D03 0° <input type="checkbox"/></p>	<p>CNGX</p>  <p>Page D03 0° <input type="checkbox"/></p>	<p>DNGA</p>  <p>Page D03 0° <input type="checkbox"/></p>	<p>DNGN</p>  <p>Page D04 0° <input type="checkbox"/></p>	<p>DNGX</p>  <p>Page D04 0° <input type="checkbox"/></p>
<p>RCGX</p>  <p>Page D04 7° <input checked="" type="checkbox"/></p>	<p>RNGN</p>  <p>Page D05 0° <input type="checkbox"/></p>	<p>RPGN</p>  <p>Page D05 0° <input type="checkbox"/></p>	<p>SNGA</p>  <p>Page D05 0° <input type="checkbox"/></p>	<p>SNGN</p>  <p>Page D05 0° <input type="checkbox"/></p>	<p>SNGN</p>  <p>Page D06 0° <input type="checkbox"/></p>
<p>SNGX</p>  <p>Page D06 0° <input type="checkbox"/></p>	<p>TNGA</p>  <p>Page D06 0° <input type="checkbox"/></p>	<p>TNGN</p>  <p>Page D06 0° <input type="checkbox"/></p>	<p>VNGA</p>  <p>Page D07 0° <input type="checkbox"/></p>	<p>WNGA</p>  <p>Page D07 0° <input type="checkbox"/></p>	



Ceramic inserts

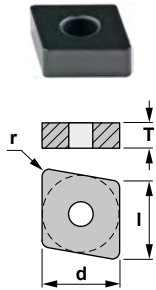
USE CLASSIFICATION

- Continuous
- ◐ Slight interruption
- ⊕ Interruption

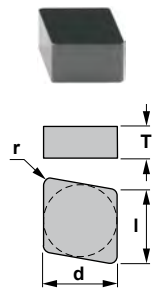
AVAILABILITY

- Standard item
- Check availability

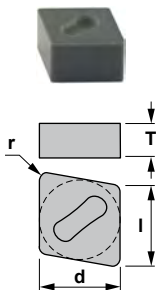
Material		Grade	● Continuous	◐ Slight interruption	⊕ Interruption
K	Cast iron	CC2	[Bar chart showing continuous use]		
		CX6	[Bar chart showing slight interruption use]		
		CW1	[Bar chart showing interruption use]		
S	Heat-resistant alloys	CX9	[Bar chart showing continuous use]		
		CW1	[Bar chart showing slight interruption use]		
H	Hard materials	CC7	[Bar chart showing continuous use]		



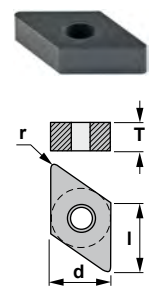
CNGA						80° rhombic negative insert.				
Reference	l	T	d	r		CX6	CX9	CC2	CC7	CW1
CNGA431	0.508	0.187	0.500	0.016						
CNGA432	0.508	0.187	0.500	0.031		●			●	
CNGA433	0.508	0.187	0.500	0.047		●			●	



CNGN						80° rhombic negative insert.				
Reference	l	T	d	r		CX6	CX9	CC2	CC7	CW1
CNGN432	0.508	0.187	0.500	0.031				●		●
CNGN433	0.508	0.187	0.500	0.047				●		●
CNGN452	0.508	0.312	0.500	0.031				●		●
CNGN453	0.508	0.312	0.500	0.047				●		●
CNGN454	0.508	0.312	0.500	0.063						●



CNGX						80° rhombic negative insert.				
Reference	l	T	d	r		CX6	CX9	CC2	CC7	CW1
CNGX452	0.508	0.312	0.500	0.031		●	●			
CNGX453	0.508	0.312	0.500	0.047		●	●			
CNGX454	0.508	0.312	0.500	0.063		●	●			
CNGX553	0.634	0.312	0.625	0.047		●				
CNGX554	0.634	0.312	0.625	0.063		●	●			



DNGA						55° rhombic negative insert.				
Reference	l	T	d	r		CX6	CX9	CC2	CC7	CW1
DNGA431	0.508	0.187	0.500	0.016					●	
DNGA432	0.508	0.187	0.500	0.031		●			●	
DNGA433	0.508	0.187	0.500	0.047		●			●	



Ceramic inserts

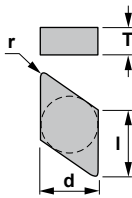
i USE CLASSIFICATION

- Continuous
- ◐ Slight interruption
- ⊕ Interruption

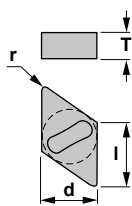
i AVAILABILITY

- Standard item
- Check availability

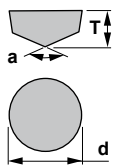
Material	Grade	Continuous	Slight interruption	Interruption
K Cast iron	CC2	●	◐	⊕
	CX6	●	◐	⊕
	CW1	●	◐	⊕
S Heat-resistant alloys	CX9	●	◐	⊕
	CW1	●	◐	⊕
H Hard materials	CC7	●	◐	⊕



Reference	l	T	55° rhombic negative insert.		CX6	CX9	CC2	CC7	CW1
			d	r					
DNGN452	0.610	0.312	0.500	0.031	●	○	●	○	●
DNGN453	0.610	0.312	0.500	0.047	●	○	●	○	●
DNGN454	0.610	0.312	0.500	0.063	●	○	●	○	●



Reference	l	T	55° rhombic negative insert.		CX6	CX9	CC2	CC7	CW1
			d	r					
DNGX452	0.610	0.312	0.500	0.031	●	○	○	○	○
DNGX453	0.610	0.312	0.500	0.047	●	●	○	○	○
DNGX454	0.610	0.312	0.500	0.063	●	●	○	○	○



Reference	T	d	a	Round positive insert.				
				CX6	CX9	CC2	CC7	CW1
RCGX060700	0.312	0.250	120°	○	○	●	○	●
RCGX090700	0.312	0.375	120°	○	●	●	○	●
RCGX120700	0.312	0.500	120°	○	●	●	○	●
RCGX151000	0.394	0.625	120°	○	○	●	○	●
RCGX191000	0.394	0.750	120°	○	●	●	○	●
RCGX251200	0.472	1.000	140°	○	○	●	○	○

Ceramic inserts

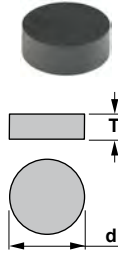
USE CLASSIFICATION

- Continuous
- ◐ Slight interruption
- ⊕ Interruption

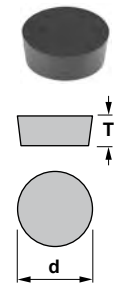
AVAILABILITY

- Standard item
- Check availability

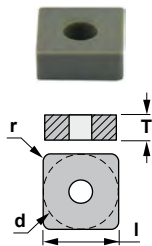
Material	Grade	Continuous	Slight interruption	Interruption
K Cast iron	CC2	●	◐	○
	CX6	●	◐	⊕
	CW1	●	◐	○
S Heat-resistant alloys	CX9	●	◐	○
	CW1	●	◐	○
H Hard materials	CC7	●	◐	○



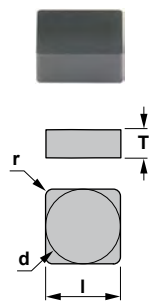
RNGN			Round negative inserts.				
Reference	T	d	CX6	CX9	CC2	CC7	CW1
RNGN43	0.187	0.500	●	●	○	○	○
RNGN45	0.312	0.500	●	●	○	○	○



RPGN			Round negative inserts.				
Reference	T	d	CX6	CX9	CC2	CC7	CW1
RPGN060200	0.094	0.250	●	●	○	○	○
RPGN090300	0.125	0.375	●	●	○	○	○
RPGN120400	0.187	0.500	●	●	○	○	○



SNGA					Square negative insert.				
Reference	l	T	d	r	CX6	CX9	CC2	CC7	CW1
SNGA432	0.500	0.187	0.500	0.031	●	●	○	○	○
SNGA433	0.500	0.187	0.500	0.047	●	●	○	○	○
SNGA434	0.500	0.187	0.500	0.063	●	●	○	○	○



SNGN					Square negative insert.				
Reference	l	T	d	r	CX6	CX9	CC2	CC7	CW1
SNGN431	0.500	0.187	0.500	0.016	●	●	○	○	○
SNGN432	0.500	0.187	0.500	0.031	●	●	○	○	○
SNGN433	0.500	0.187	0.500	0.047	●	●	○	○	○
SNGN434	0.500	0.187	0.500	0.063	●	●	○	○	○
SNGN435	0.500	0.187	0.500	0.078	●	●	○	○	○
SNGN436	0.500	0.187	0.500	0.094	●	●	○	○	○
SNGN452	0.500	0.312	0.500	0.031	●	●	○	○	○
SNGN453	0.500	0.312	0.500	0.047	●	●	○	○	○
SNGN454	0.500	0.312	0.500	0.063	●	●	○	○	○
SNGN455	0.500	0.312	0.500	0.078	●	●	○	○	○



Ceramic inserts

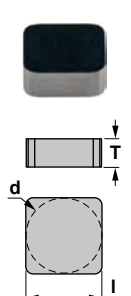
USE CLASSIFICATION

- Continuous
- ◐ Slight interruption
- ⊕ Interruption

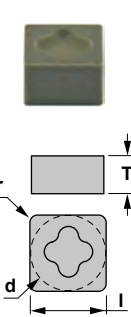
AVAILABILITY

- Standard item
- Check availability

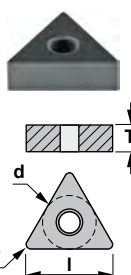
Material	Grade	Continuous	Slight interruption	Interruption
K Cast iron	CC2	●	◐	⊕
	CX6	●	◐	⊕
	CW1	●	◐	⊕
S Heat-resistant alloys	CX9	●	◐	⊕
	CW1	●	◐	⊕
H Hard materials	CC7	●	◐	⊕



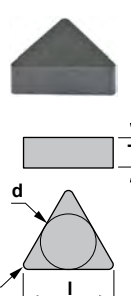
SNGN Square negative insert.					CX6	CX9	CC2	CC7	CW1
Reference	l	T	d						
SNGN1204ENT	0.500	0.187	0.500		●				



SNGX Square negative insert.					CX6	CX9	CC2	CC7	CW1
Reference	l	T	d	r					
SNGX452	0.500	0.312	0.500	0.031	●				
SNGX453	0.500	0.312	0.500	0.047	●				
SNGX454	0.500	0.312	0.500	0.063	●				
SNGX552	0.625	0.312	0.625	0.031	○				
SNGX553	0.625	0.312	0.625	0.047	●	●			
SNGX554	0.625	0.312	0.625	0.063	●	●			



TNGA Triangular negative insert.					CX6	CX9	CC2	CC7	CW1
Reference	l	T	d	r					
TNGA331	0.650	0.187	0.375	0.016				●	
TNGA332	0.650	0.187	0.375	0.031				●	
TNGA333	0.650	0.187	0.375	0.047				●	
TNGA334	0.650	0.187	0.375	0.063				○	



TNGN Triangular negative insert.					CX6	CX9	CC2	CC7	CW1
Reference	l	T	d	r					
TNGN332	0.650	0.187	0.375	0.031			●		
TNGN333	0.650	0.187	0.375	0.047			●		
TNGN334	0.650	0.187	0.375	0.063			●		
TNGN352	0.650	0.312	0.375	0.031			●		
TNGN353	0.650	0.312	0.375	0.047			○		

Ceramic inserts

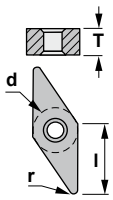
i USE CLASSIFICATION

- Continuous
- ◐ Slight interruption
- ⊕ Interruption

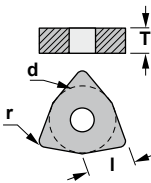
i AVAILABILITY

- Standard item
- Check availability

Material		Grade	● Continuous	◐ Slight interruption	⊕ Interruption
K	Cast iron	CC2			
		CX6			
		CW1			
S	Heat-resistant alloys	CX9			
		CW1			
H	Hard materials	CC7			



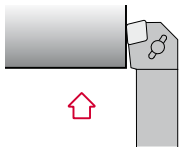
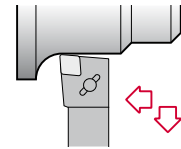
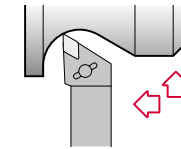
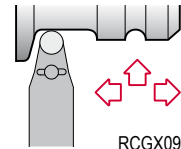
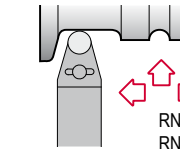
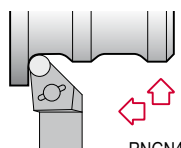
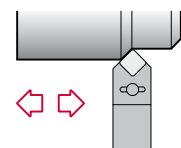
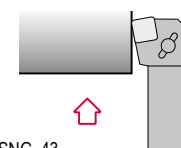
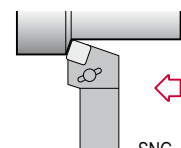
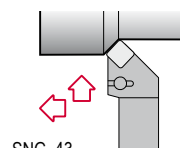
VNGA		35° rhombic negative insert.									
Reference	l	T	d	r		CX6	CX9	CC2	CC7	CW1	
VNGA331	0.650	0.187	0.375	0.016					●		
VNGA332	0.650	0.187	0.375	0.031					●		
VNGA333	0.650	0.187	0.375	0.047					●		



WNGA		80° trigon negative insert.									
Reference	l	T	d	r		CX6	CX9	CC2	CC7	CW1	
WNGA432	0.320	0.187	0.500	0.031		●			●		
WNGA433	0.320	0.187	0.500	0.047		●			●		



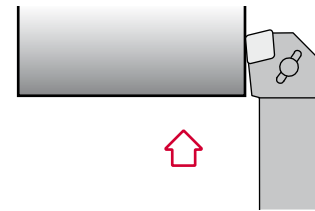
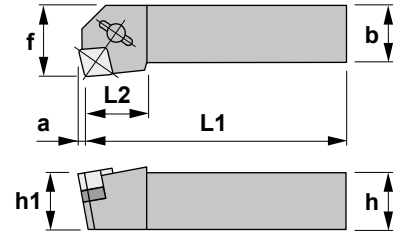
Toolholders

<p>CCKN 75°</p>  <p>Page D09</p> <p>CNG..43.. CNG..45..</p>	<p>CCLN 95°</p>  <p>Page D10</p> <p>CNG..43.. CNG..45..</p>	<p>CDJN 93°</p>  <p>Page D11</p> <p>DNG..43.. DNG..45..</p>	<p>CRDC</p>  <p>Page D12</p> <p>RCGX0907.. RCGX1910..</p>	<p>CRDN</p>  <p>Page D13</p> <p>RNGN43.. RNGN45.. RNGN55.. RNGN65..</p>
<p>CRGN</p>  <p>Page D14</p> <p>RNGN45.. RNGN55.. RNGN65..</p>	<p>CSDN 45°</p>  <p>Page D15</p> <p>SNG..43.. SNG..45..</p>	<p>CSKN 75°</p>  <p>Page D16</p> <p>SNG..43.. SNG..45.. SNG..55..</p>	<p>CSRN 75°</p>  <p>Page D17</p> <p>SNG..43.. SNG..45.. SNG..55..</p>	<p>CSSN 45°</p>  <p>Page D18</p> <p>SNG..43.. SNG..45.. SNG..55..</p>












Characteristics:
 Toolholder for face turning applications equipped with rhombic negative inserts (angle 80°).
 For general applications, roughing, semi-finishing and finishing.




CCKN 75°

Reference	h=h1	b	L1	L2	f	a	Insert size	
CCKNR/L164CD	1.000	1.000	6.00	1.338	1.250	0.122	CNGN45..	1.600
CCKNR/L204CD	1.250	1.250	6.00	1.338	1.500	0.122	CNGN45..	1.600
CCKNR/L164CX	1.000	1.000	6.00	1.338	1.250	0.122	CNGX45..	1.600
CCKNR/L204CX	1.250	1.250	6.00	1.338	1.500	0.122	CNGX45..	1.600


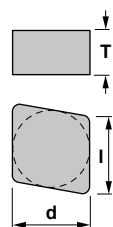
Reference								Nm
CCKNR/L164CD	ICSN-434	1160	9414	2417	-	5004	ICSN-454	3.5
CCKNR/L204CD	ICSN-434	1160	9414	2417	-	5004	ICSN-454	3.5
CCKNR/L164CX	ICSN-434	1160	-	-	2471	5004	ICSN-454	3.5
CCKNR/L204CX	ICSN-434	1160	-	-	2471	5004	ICSN-454	3.5

For inserts CNG..43..

CNG..

80° rhombic negative inserts.  D03

Reference	l	T	d
CNG..43..	0.508	0.187	0.500
CNG..45..	0.508	0.312	0.500



CNGN

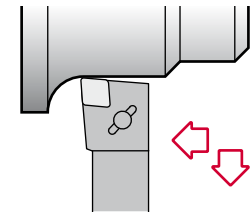
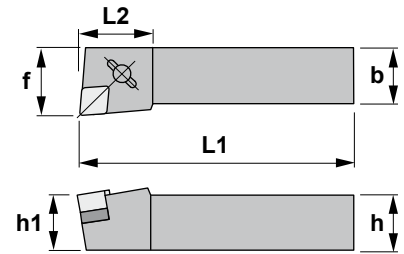


CNGX





Characteristics:
 Multipurpose toolholder equipped with rhombic negative double-sided insert (angle 80°).
 For general applications, roughing, semi-finishing and finishing.



CCLN 95°

Reference	h=h1	b	L1	L2	f	Insert size	⚖️ lbs
CCLNR/L164CD	1.000	1.000	6.00	1.338	1.250	CNGN45..	1.600
CCLNR/L204CD	1.250	1.250	6.00	1.338	1.500	CNGN45..	1.600
CCLNR/L164CX	1.000	1.000	6.00	1.338	1.250	CNGX45..	1.600
CCLNR/L204CX	1.250	1.250	6.00	1.338	1.500	CNGX45..	1.600


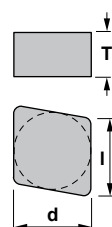
Reference								Nm
CCLNR/L164CD	ICSN-434	1160	9414	2417	-	5004	ICSN-454	3.5
CCLNR/L204CD	ICSN-434	1160	9414	2417	-	5004	ICSN-454	3.5
CCLNR/L164CX	ICSN-434	1160	-	-	2415	5004	ICSN-454	3.5
CCLNR/L204CX	ICSN-434	1160	-	-	2415	5004	ICSN-454	3.5

For inserts CNG..43..

CNG..

80° rhombic negative inserts. **i** D03

Reference	l	T	d
CNG..43..	0.508	0.187	0.500
CNG..45..	0.508	0.312	0.500



CNGN



CNGX

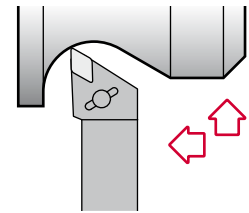
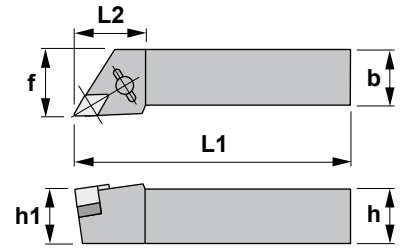





Characteristics:






Turning and profiling toolholder equipped with rhombic negative double-sided insert (angle 55°).

For general applications, roughing, semi-finishing and finishing.





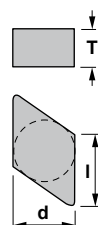
CDJN 93°


Reference	h=h1	b	L1	L2	f	Insert size	 lbs
CDJNR/L164CD	1.000	1.000	6.00	1.496	1.250	DNGN45..	2.200
CDJNR/L204CD	1.250	1.250	6.00	1.496	1.500	DNGN45..	2.200
CDJNR/L164CX	1.000	1.000	6.00	1.496	1.250	DNGX45..	2.200
CDJNR/L204CX	1.250	1.250	6.00	1.496	1.500	DNGX45..	2.200

Reference								Nm
CDJNR/L164CD	IDSN-434	1160	9416	2417	-	5004	IDSN-452	3.5
CDJNR/L204CD	IDSN-434	1160	9416	2417	-	5004	IDSN-452	3.5
CDJNR/L164CX	IDSN-434	1160	-	-	2432	5004	IDSN-452	3.5
CDJNR/L204CX	IDSN-434	1160	-	-	2432	5004	IDSN-452	3.5

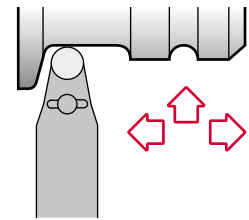
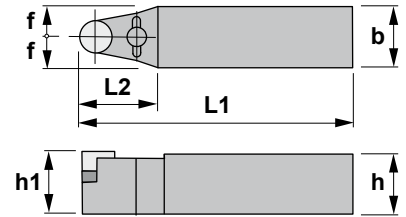
For inserts DNG..43..

DNG..		55° rhombic negative inserts  D04		
Reference	l	T	d	
DNG..43..	0.610	0.187	0.500	
DNG..45..	0.610	0.312	0.500	





Characteristics:
 Profiling toolholder equipped with round positive insert.
 For general applications, roughing, semi-finishing and finishing.



CRDC

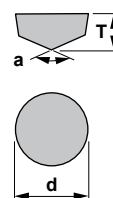
Reference	h=h1	b	L1	L2	f	Insert size	
CRDCN163CD	1.000	1.000	6.00	1.420	0.500	RCGX0907..	1.600
CRDCN203CD	1.250	1.250	6.00	1.420	0.625	RCGX0907..	1.600
CRDCN164CD	1.000	1.000	6.00	1.300	0.500	RCGX1207..	1.600
CRDCN204CD	1.250	1.250	6.00	1.300	0.625	RCGX1207..	2.200
CRDCN205CD	1.250	1.250	6.00	1.300	0.625	RCGX1510..	1.600
CRDCN206CD	1.250	1.250	6.00	1.500	0.625	RCGX1910..	1.600

Reference								Nm
CRDCN163CD	3849	-	1335	2121	1250	-	5515	3.0
CRDCN203CD	3849	-	1335	2121	1250	-	5515	3.0
CRDCN164CD	3852	-	1350	2122	1260	-	5520	4.0
CRDCN204CD	3852	-	1350	2122	1260	-	5520	4.0
CRDCN205CD	-	3817	1230 (2)	2414	-	5004	-	3.5
CRDCN206CD	-	3819	1230 (2)	2414	-	5004	-	3.5

RCGX

Round positive insert with 7° clearance. D04

Reference	a	T	d
RCGX0907..	120°	0.312	0.374
RCGX1207..	120°	0.312	0.500
RCGX1510..	120°	0.393	0.624
RCGX1910..	120°	0.393	0.750

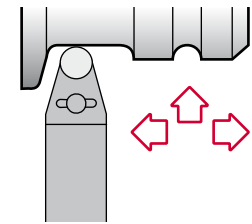
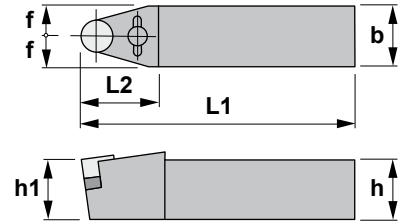


RCGX





Characteristics:
 Profiling multipurpose turning toolholder equipped with round negative inserts.
 For general applications, roughing, semi-finishing and finishing.



CRDN

Reference	h=h1	b	L1	L2	f	Insert size	
CRDNN164CD	1.000	1.000	6.00	1.417	0.500	RNGN45..	1.600
CRDNN204CD	1.250	1.250	6.00	1.417	0.625	RNGN45..	1.600
CRDNN205CD	1.250	1.250	6.00	1.417	0.625	RNGN55..	2.200
CRDNN245CD	1.500	1.500	8.00	1.417	0.750	RNGN55..	2.200
CRDNN206CD	1.250	1.250	6.00	1.496	0.625	RNGN65..	2.200
CRDNN246CD	1.500	1.500	8.00	1.496	0.750	RNGN65..	2.760

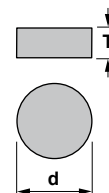
Reference							Nm
CRDNN164CD	IRSN-43	1160	2413	9414	5004	IRSN-45	3.5
CRDNN204CD	IRSN-43	1160	2413	9414	5004	IRSN-45	3.5
CRDNN205CD	IRSN-53	1180	2417	9414	5004	-	3.5
CRDNN245CD	IRSN-53	1180	2417	9414	5004	-	3.5
CRDNN206CD	3919	1182	2417	9414	5004	-	3.5
CRDNN246CD	3925	1192	2417	9414	5004	-	3.5

For inserts RNGN43..

RNGN

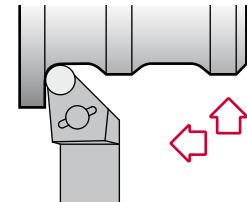
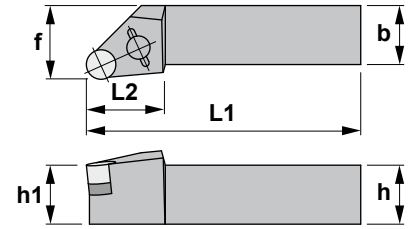
Round negative insert. D05

Reference	T	d
RNGN43..	0.187	0.500
RNGN45..	0.312	0.500
RNGN55..	0.312	0.625
RNGN65..	0.312	0.750











Characteristics:
 Profiling multipurpose turning toolholder equipped with round negative inserts.
 For general applications, roughing, semi-finishing and finishing.




CRGN

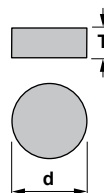
Reference	h=h1	b	L1	L2	f	Insert size	
CRGNR/L164CD	1.000	1.000	6.00	1.338	1.250	RNGN45..	1.600
CRGNR/L204CD	1.250	1.250	6.00	1.338	1.500	RNGN45..	1.600
CRGNR/L165CD	1.000	1.000	6.00	1.338	1.250	RNGN55..	1.600
CRGNR/L205CD	1.250	1.250	6.00	1.338	1.500	RNGN55..	1.600
CRGNR/L206CD	1.250	1.250	6.00	1.653	1.500	RNGN65..	2.200

Reference						Nm
CRGNR/L164CD	IRSN-43	1160	2413	9414	5004	3.5
CRGNR/L204CD	IRSN-43	1160	2413	9414	5004	3.5
CRGNR/L165CD	IRSN-53	1180	2413	9414	5004	3.5
CRGNR/L205CD	IRSN-53	1180	2413	9414	5004	3.5
CRGNR/L206CD	3919	1182	2417	9414	5004	3.5

RNGN

Round negative insert.  D05

Reference	T	d
RNGN45..	0.312	0.500
RNGN55..	0.312	0.625
RNGN65..	0.312	0.750



RNGN

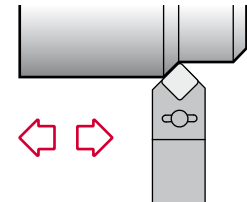
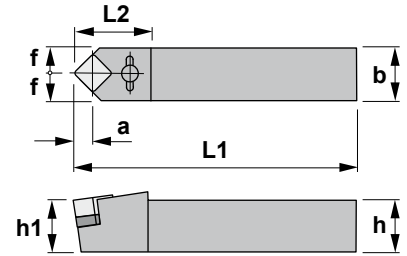





Characteristics:

Toolholder for external turning and chamfering applications equipped with square negative inserts.

For general applications, roughing, semi-finishing and finishing.




CSDN 45°


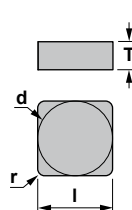
Reference	h=h1	b	L1	L2	f	a	Insert size	
CSDNN164CD	1.000	1.000	6.00	1.653	0.500	0.327	SNGN45..	1.600
CSDNN204CD	1.250	1.250	6.00	1.653	0.625	0.327	SNGN45..	1.600
CSDNN164CX	1.000	1.000	6.00	1.653	0.500	0.327	SNGX45..	1.600
CSDNN204CX	1.250	1.250	6.00	1.653	0.625	0.327	SNGX45..	1.600


Reference								Nm
CSDNN164CD	ISSN-434	1160	9414	2417	-	5004	ISSN-454	3.5
CSDNN204CD	ISSN-434	1160	9414	2417	-	5004	ISSN-454	3.5
CSDNN164CX	ISSN-434	1160	-	-	2415	5004	ISSN-454	3.5
CSDNN204CX	ISSN-434	1160	-	-	2415	5004	ISSN-454	3.5

For inserts SNG..43..

SNG.. Square negative inserts.  D05-06

Reference	l	T	d
SNG..43..	0.500	0.187	0.500
SNG..45..	0.500	0.312	0.500

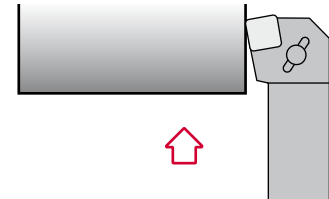
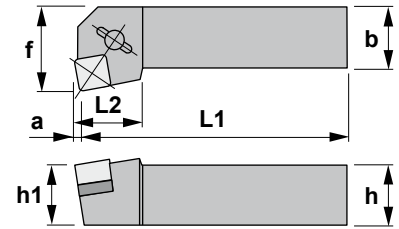




Characteristics:

Toolholder for face turning applications equipped with square negative inserts and strong cutting edges.

For general applications, roughing, semi-finishing and finishing.



CSKN 75°

Reference	h=h1	b	L1	L2	f	a	Insert size	
CSKNR/L164CD	1.000	1.000	6.00	1.338	1.250	0.120	SNGN45..	1.600
CSKNR/L204CD	1.250	1.250	6.00	1.338	1.500	0.120	SNGN45..	1.600
CSKNR/L165CD	1.000	1.000	6.00	1.338	1.250	0.148	SNGN55..	2.200
CSKNR/L205CD	1.250	1.250	6.00	1.338	1.500	0.148	SNGN55..	2.200
CSKNR/L164CX	1.000	1.000	6.00	1.338	1.250	0.120	SNGX45..	1.600
CSKNR/L204CX	1.250	1.250	6.00	1.338	1.500	0.120	SNGX45..	1.600
CSKNR/L165CX	1.000	1.000	6.00	1.338	1.250	0.148	SNGX55..	2.200
CSKNR/L205CX	1.250	1.250	6.00	1.338	1.500	0.148	SNGX55..	2.200


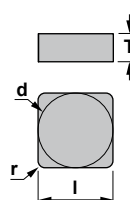
Reference								Nm
CSKNR/L164CD	ISSN-434	1160	9414	2417	-	5004	ISSN-454	3.5
CSKNR/L204CD	ISSN-434	1160	9414	2417	-	5004	ISSN-454	3.5
CSKNR/L165CD	ISSN-534	1180	9414	2417	-	5004	-	3.5
CSKNR/L205CD	ISSN-534	1180	9414	2417	-	5004	-	3.5
CSKNR/L164CX	ISSN-434	1160	-	-	2415	5004	ISSN-454	3.5
CSKNR/L204CX	ISSN-434	1160	-	-	2415	5004	ISSN-454	3.5
CSKNR/L165CX	ISSN-534	1180	-	-	2415	5004	-	3.5
CSKNR/L205CX	ISSN-534	1180	-	-	2415	5004	-	3.5

For inserts SNG..43..

SNG..

Square negative inserts. D05-06

Reference	l	T	d
SNG..43..	0.500	0.187	0.500
SNG..45..	0.500	0.312	0.500
SNG..55..	0.624	0.312	0.624



SNGN

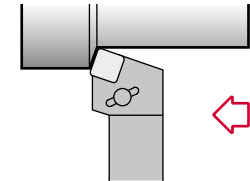
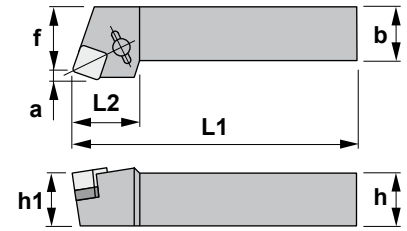


SNGX





Characteristics:
 Toolholder for external turning applications equipped with square negative inserts.
 For general applications, roughing, semi-finishing and finishing.



CSRNR 75°

Reference	h=h1	b	L1	L2	f	a	Insert size	lbs
CSRNR/L164CD	1.000	1.000	6.00	1.338	1.130	0.120	SNGN45..	1.550
CSRNR/L204CD	1.250	1.250	6.00	1.338	1.379	0.120	SNGN45..	1.600
CSRNR/L165CD	1.000	1.000	6.00	1.496	1.103	0.148	SNGN55..	2.200
CSRNR/L205CD	1.250	1.250	6.00	1.496	1.353	0.148	SNGN55..	1.600
CSRNR/L164CX	1.000	1.000	6.00	1.338	1.130	0.120	SNGX45..	1.550
CSRNR/L204CX	1.250	1.250	6.00	1.338	1.379	0.120	SNGX45..	1.600
CSRNR/L165CX	1.000	1.000	6.00	1.496	1.103	0.148	SNGX55..	2.200
CSRNR/L205CX	1.250	1.250	6.00	1.496	1.353	0.148	SNGX55..	1.600


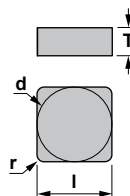
Reference								Nm
CSRNR/L164CD	ISSN-434	1160	9414	2417	-	5004	ISSN-454	3.5
CSRNR/L204CD	ISSN-434	1160	9414	2417	-	5004	ISSN-454	3.5
CSRNR/L165CD	ISSN-534	1180	9414	2417	-	5004	-	3.5
CSRNR/L205CD	ISSN-534	1180	9414	2417	-	5004	-	3.5
CSRNR/L164CX	ISSN-434	1160	-	-	2415	5004	ISSN-454	3.5
CSRNR/L204CX	ISSN-434	1160	-	-	2415	5004	ISSN-454	3.5
CSRNR/L165CX	ISSN-534	1180	-	-	2415	5004	-	3.5
CSRNR/L205CX	ISSN-534	1180	-	-	2415	5004	-	3.5

For inserts SNG..43..

SNG..

Square negative inserts. D05-06

Reference	l	T	d
SNG..43..	0.500	0.187	0.500
SNG..45..	0.500	0.312	0.500
SNG..55..	0.624	0.312	0.624



SNGN



SNGX

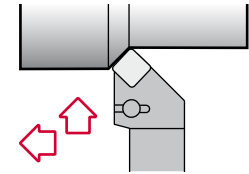
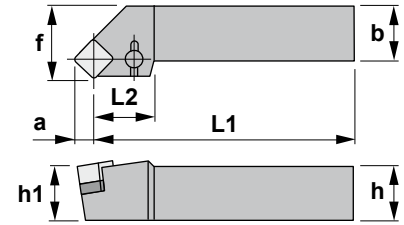




Characteristics:

Toolholder for external turning and chamfering applications equipped with square negative inserts.

For general applications, roughing, semi-finishing and finishing.



CSSNR 45°

Reference	h=h1	b	L1	L2	f	a	Insert size	
CSSNR/L164CD	1.000	1.000	6.00	1.653	1.250	0.327	SNGN45..	1.600
CSSNR/L204CD	1.250	1.250	6.00	1.653	1.500	0.327	SNGN45..	1.600
CSSNR/L165CD	1.000	1.000	6.00	1.653	1.250	0.402	SNGN55..	2.200
CSSNR/L205CD	1.250	1.250	6.00	1.653	1.500	0.402	SNGN55..	2.200
CSSNR/L164CX	1.000	1.000	6.00	1.653	1.250	0.327	SNGX45..	1.600
CSSNR/L204CX	1.250	1.250	6.00	1.653	1.500	0.327	SNGX45..	1.600
CSSNR/L165CX	1.000	1.000	6.00	1.653	1.250	0.402	SNGX55..	2.200
CSSNR/L205CX	1.250	1.250	6.00	1.653	1.500	0.402	SNGX55..	2.200


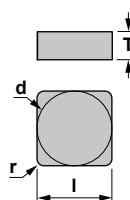
Reference								Nm
CSSNR/L164CD	ISSN-434	1160	9414	2417	-	5004	ISSN-454	3.5
CSSNR/L204CD	ISSN-434	1160	9414	2417	-	5004	ISSN-454	3.5
CSSNR/L165CD	ISSN-534	1180	9414	2417	-	5004	-	3.5
CSSNR/L205CD	ISSN-534	1180	9414	2417	-	5004	-	3.5
CSSNR/L164CX	ISSN-434	1160	-	-	2415	5004	ISSN-454	3.5
CSSNR/L204CX	ISSN-434	1160	-	-	2415	5004	ISSN-454	3.5
CSSNR/L165CX	ISSN-534	1180	-	-	2415	5004	-	3.5
CSSNR/L205CX	ISSN-534	1180	-	-	2415	5004	-	3.5

For inserts SNG..43..

SNG..

Square negative inserts. D05-06

Reference	l	T	d
SNG..43..	0.500	0.187	0.500
SNG..45..	0.500	0.312	0.500
SNG..55..	0.624	0.312	0.624



SNGN



SNGX

