



# ACCESSORI ACCESORIOS

Indice applicazioni Índice de aplicaciones	<b>I196-197</b>
Contropunte girevoli Puntos rotativos	<b>I198</b>
Mandrini portapunte Portabrocas	<b>I199-201</b>
Bussole a cambio rapido Cabecillas de cambio rápido	<b>I202-203</b>
Tabella di selezione delle bussole Tabla de selección de las cabecillas	<b>I204-205</b>
Pinze Pinzas	<b>I206-218</b>
Chiavi Llaves	<b>I219</b>
Ghiere per portapinze Tuercas para portapinzas	<b>I220-222</b>
Codoli Tirantes	<b>I223-227</b>
Smontaconi autobloccanti Montaconos	<b>I228</b>



**Contropunte girevoli**  
**Puntos rotativos**

RC



Pagina / Página I198

RN



Pagina / Página I198

**Bussole a cambio rapido**  
**Cabecillas de cambio rápido**

7<sup>1</sup>/<sub>2</sub>0XX  
3



Pagina / Página I202

7<sup>5</sup>/<sub>6</sub>0XX  
7



Pagina / Página I203

**Mandrini portapunte**  
**Portabrocas**

MU



Pagina / Página I199

MP



Pagina / Página I200

MK



Pagina / Página I201

**Pinze**  
**Pinzas**

BXX



Pagina / Página I206-208

ERXX



Pagina / Página I210-212

SET-ER



Pagina / Página I213

ERBXX



Pagina / Página I214

ERCXX



Pagina / Página I215-216

ERTXX



Pagina / Página I217-218

**Chiavi**  
**Llaves**

50XX



Pagina / Página I219

50XX



Pagina / Página I219

50XX



Pagina / Página I219

50XX















Pagina / Página I219



**Ghiere per portapinzze**  
**Tuercas para portapinzas**

<p><b>433XX</b></p>  <p>Pagina / Página I220</p>	<p><b>431XX</b></p>  <p>Pagina / Página I220</p>	<p><b>453XX</b></p>  <p>Pagina / Página I221</p>	<p><b>451XX</b></p>  <p>Pagina / Página I221</p>	<p><b>455XX</b></p>  <p>Pagina / Página I222</p>
<p><b>456XX</b></p>  <p>Pagina / Página I222</p>	<p><b>457XX</b></p>  <p>Pagina / Página I222</p>			

**Codoli**  
**Tirantes**

<p><b>91..</b> DIN 69872-A</p>  <p>Pagina / Página I223</p>	<p><b>91..</b> DIN 69872-B</p>  <p>Pagina / Página I223</p>	<p><b>91..</b> DIN 69872-B</p>  <p>Pagina / Página I223</p>	<p><b>91..</b> ISO 7388/2-B</p>  <p>Pagina / Página I224</p>	<p><b>91..</b> ISO 7388/2-B</p>  <p>Pagina / Página I224</p>
<p><b>91..</b> ISO 7388/2-A</p>  <p>Pagina / Página I224</p>	<p><b>91..</b> ISO 7388/2-A</p>  <p>Pagina / Página I225</p>	<p><b>91..</b> MAHO-OTT / DIN 69871, BT</p>  <p>Pagina / Página I225</p>		
<p><b>92..</b> BT-TIPO I</p>  <p>Pagina / Página I226</p>	<p><b>92..</b> BT-TIPO II</p>  <p>Pagina / Página I226</p>	<p><b>92..</b> BT-TIPO III</p>  <p>Pagina / Página I226</p>		<p><b>9...</b> SPECIALE / ESPECIAL</p>  <p>Pagina / Página I227</p>

**Smontaconi autobloccanti**  
**Montaconos**

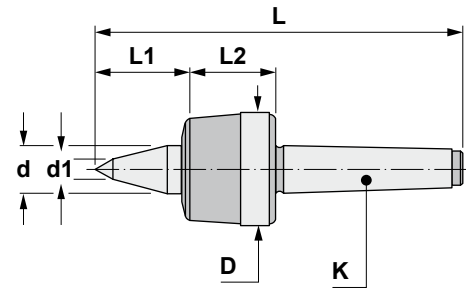
<p><b>02_70/80</b></p>  <p>Pagina / Página I228</p>	<p><b>02_71/81</b></p>  <p>Pagina / Página I228</p>			
--	--	--	--	--





**Caratteristiche:**  
Contropunta girevole con punta prolungata.  
Ingrandisce l'area di lavoro tra la punta e il pezzo in lavorazione e migliora l'accessibilità al pezzo.

**Características:**  
Punto rotativo con punta prolongada.  
Agranda el área de trabajo entre la punta y la pieza a mecanizar y mejora la accesibilidad a la pieza.



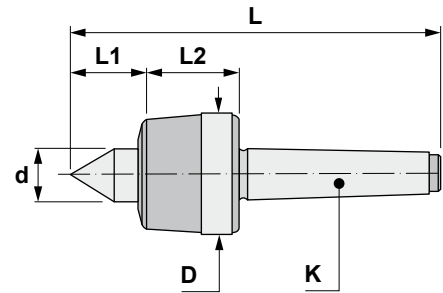
## RC

Riferimento Referencia	K	D	d	d1	L1	L2	L	
R-300-C	MK3	49	22	10	38	47	174	0,900
R-400-C	MK4	63	30	11	46	52	207	1,950
R-500-C	MK5	85	35	18	64	64	266	4,000



**Caratteristiche:**  
Contropunta girevole a disegno standard.  
Una soluzione economica per quasi tutte le situazioni di bloccaggio.

**Características:**  
Punto rotativo modelo estándar.  
Una solución económica para casi todas las situaciones habituales de sujeción.



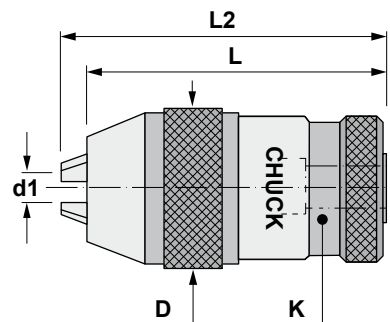
## RN

Riferimento Referencia	K	D	d	L1	L2	L	
R-200-N	MK2	42	18	24	39	137	0,500
R-300-N	MK3	49	22	29	47	163	0,850
R-400-N	MK4	63	30	35	52	196	1,900
R-500-N	MK5	85	35	48	64	250	3,950





**Caratteristiche:**  
Mandrino portapunte standard  
senza chiave.  
DIN 238

**Características:**  
Portabrocas estándar sin llave.  
DIN 238



## MU

Riferimento Referencia	K DIN 238	d1	D	L	L2	
MU08B12	B-12	0,8-8	37	72	78	0,340
MU10B12	B-12	0,8-10	40	79	86	0,610
MU13B16	B-16	1-13	47	93	103	0,940
MU16B16	B-16	3-16	52	95	105	1,150
MU16B18	B-18	3-16	52	95	105	1,140
MU20B18	B-18	5-20	64	121	131	2,250

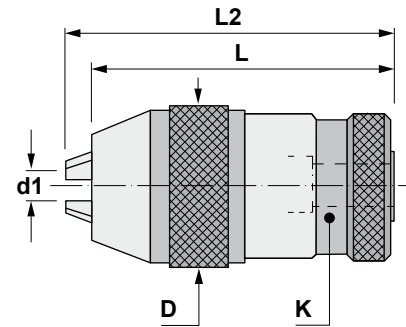
Riferimento Referencia	3x 
MU08B12	60308
MU10B12	60308
MU13B16	60313
MU16B16	60313
MU16B18	60313
MU20B18	60316







**Caratteristiche:**  
Mandrino portapunte senza chiave  
a serraggio di precisione.  
DIN 238

**Características:**  
Portabrocas de superprecisión sin  
llave. DIN 238



## MP

Riferimento Referencia	K DIN 238	d1	D	L	L2	
MP08B12	B-12	0,3-8	38	67	74	0,500
MP10B12	B-12	0,5-10	43	81	89	0,720
MP10B16	B-16	0,5-10	43	81	89	0,740
MP13B16	B-16	1-13	49	91	103	0,990
MP16B16	B-16	3-16	55	95	107	1,320
MP16B18	B-18	3-16	55	95	107	1,270

Riferimento Referencia	3x 
MP08B12	60308
MP10B12	60310
MP10B16	60310
MP13B16	60313
MP16B16	60316
MP16B18	60316

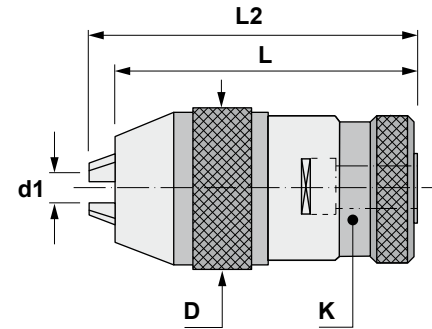


**Caratteristiche:**


Mandrino portapunte senza chiave a serraggio di precisione con piani supplementari per chiave.  
DIN 238



**Características:**

Portabrocas de superprecisión con llave y con lengüeta de sujeción suplementaria.  
DIN 238



## MK

Riferimento Referencia	K DIN 238	d1	D	L	L2	
MK08B12	B-12	0,3-8	38	67	74	0,480
MK10B12	B-12	0,5-10	43	81	89	0,940
MK10B16	B-16	0,5-10	43	81	89	0,940
MK13B16	B-16	1-13	49	91	103	1,150
MK16B16	B-16	3-16	55	95	107	1,540
MK16B18	B-18	3-16	55	95	107	1,260

Riferimento Referencia		3x 
MK08B12	50008	60308
MK10B12	50010	60310
MK10B16	50010	60310
MK13B16	50013	60313
MK16B16	50016	60316
MK16B18	50016	60316



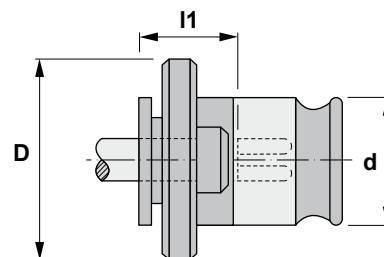


Caratteristiche:

Bussole a cambio rapido senza frizione.  
Sistema BILZ.

Características:

Cabecilla de cambio rápido sin embrague.  
Sistema BILZ.



# 7<sup>1</sup>/<sub>2</sub>0XX

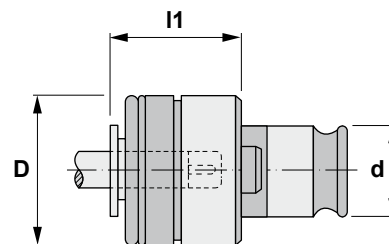
Riferimento Referencia	DIN d1 x a	d	D	l1
71002	2,8 x 2,1	19	30	11
71003	3,5 x 2,7	19	30	11
71004	4,0 x 3,0	19	30	11
71005	4,5 x 3,4	19	30	11
71006	5,5 x 4,3	19	30	11
71007	6,0 x 4,9	19	30	11
71008	7,0 x 5,5	19	30	11
71009	8,0 x 6,2	19	30	11
71010	9,0 x 7,0	19	30	11
71011	10,0 x 8,0	19	30	11
71012	11,0 x 9,0	19	30	11
71013	12,0 x 9,0	19	30	11
72007	6,0 x 4,9	31	48	11
72008	7,0 x 5,5	31	48	11
72009	8,0 x 6,2	31	48	11
72010	9,0 x 7,0	31	48	11
72011	10,0 x 8,0	31	48	11
72012	11,0 x 9,0	31	48	11
72013	12,0 x 9,0	31	48	11
72014	14,0 x 11,0	31	48	11
72015	16,0 x 12,0	31	48	11
72016	18,0 x 14,5	31	48	11
72017	20,0 x 16,0	31	48	11
73012	11,0 x 9,0	48	70	14
73013	12,0 x 9,0	48	70	14
73014	14,0 x 11,0	48	70	14
73015	16,0 x 12,0	48	70	14
73016	18,0 x 14,5	48	70	14
73017	20,0 x 16,0	48	70	14
73018	22,0 x 18,0	48	70	14
73019	25,0 x 20,0	48	70	14
73020	28,0 x 22,0	48	70	14
73021	32,0 x 24,0	48	70	14
73022	36,0 x 29,0	48	70	14





**Caratteristiche:**  
Bussole a cambio rapido con frizione.  
Sistema BILZ.

**Características:**  
Cabecilla de cambio rápido con embrague.  
Sistema BILZ.



## 760XX

Riferimento Referencia	DIN d1 x a	d	D	l1
75002	2,8 x 2,1	19	32	25
75003	3,5 x 2,7	19	32	25
75004	4,0 x 3,0	19	32	25
75005	4,5 x 3,4	19	32	25
75006	5,5 x 4,3	19	32	25
75007	6,0 x 4,9	19	32	25
75008	7,0 x 5,5	19	32	25
75009	8,0 x 6,2	19	32	25
75010	9,0 x 7,0	19	32	25
75011	10,0 x 8,0	19	32	25
75012	11,0 x 9,0	19	32	25
75013	12,0 x 9,0	19	32	25
76007	6,0 x 4,9	31	50	34
76008	7,0 x 5,5	31	50	34
76009	8,0 x 6,2	31	50	34
76010	9,0 x 7,0	31	50	34
76011	10,0 x 8,0	31	50	34
76012	11,0 x 9,0	31	50	34
76013	12,0 x 9,0	31	50	34
76014	14,0 x 11,0	31	50	34
76015	16,0 x 12,0	31	50	34
76016	18,0 x 14,5	31	50	34
76017	20,0 x 16,0	31	50	34
76018	22,0 x 18,0	31	50	34
77010	9,0 x 7,0	48	72	45
77012	11,0 x 9,0	48	72	45
77013	12,0 x 9,0	48	72	45
77014	14,0 x 11,0	48	72	45
77015	16,0 x 12,0	48	72	45
77016	18,0 x 14,5	48	72	45
77017	20,0 x 16,0	48	72	45
77018	22,0 x 18,0	48	72	45
77019	25,0 x 20,0	48	72	45
77020	28,0 x 22,0	48	72	45
77021	32,0 x 24,0	48	72	45
77022	36,0 x 29,0	48	72	45



**Tabella di selezione delle bussole per maschiatori**  
**Tabla de selección de cabecillas de roscar**

"XX"	Ø x □	DIN 352	DIN 5156/ 5157	DIN 371	DIN 374	DIN 376	DIN 371	DIN 374/ 376
01	2,5 x 2,1	M 1/1,8		M 1/1,8	M 3,5	M 3,5	1/16"	
							Nr. 0/1	
02	2,8 x 2,1	M 2		M 2	M 4	M 4	3/32"	
		M 2,2		M 2,2			Nr. 2	
		M 2,5		M 2,5			Nr. 3	
03	3,5 x 2,7	M 3		M 3	M 5	M 5	1/8"	
							Nr. 4	
							Nr. 5	
04	4 x 3	M 3,5		M 3,5	M 5,5	M 5,5	Nr. 6	
05	4,5 x 3,4	M 4		M 4	M 6	M 6	5/32"	
							Nr. 8	
06	5,5 x 4,3				M 7	M 7		
07	6 x 4,9	M 4,5	G 1/16"	M 4,5	M 8	M 8	Nr. 10/12	
		M 5		M 5			3/16"	1/4"
		M 6		M 6			7/32"	5/16"
		M 7						
		M 8						
08	7 x 5,5	M 10	G 1/8"	M 7	M 10	M 10	1/4"	3/8"
09	8 x 6,2	M 11		M 8	M 11	M 11	5/16"	7/16"
10	9 x 7	M 12		M 9	M 12	M 12	3/8"	1/2"
11	10 x 8			M 10				
12	11 x 9	M 14	G 1/4"		M 14	M 14	9/16"	
13	12 x 9	M 16	G 3/8"		M 16	M 16	5/8"	
14	14 x 11	M 18			M 18	M 18	11/16"	
								3/4"
15	16 x 12	M 20	G 1/2"		M 20	M 20	13/16"	
16	18 x 14,5	M 22	G 5/8"		M 22	M 22	7/8"	
		M 24			M 24	M 24	15/16"	
17	20 x 16	M 27	G 3/4"		M 27	M 27	1"	
18	22 x 18	M 30	G 7/8"		M 30	M 30	1.1/8"	
19	25 x 20	M 33	G 1"		M 33	M 33	1.1/4"	
20	28 x 22	M 36	G 1.1/8"		M 36	M 36	1.3/8"	
21	32 x 24	M 39	G 1.1/4"		M 39	M 39	1.1/2"	
		M 42			M 42	M 42	1.5/8"	
22	36 x 29	M 45	G 1.3/8"		M 45	M 45	1.3/4"	
		M 48	G 1.1/2"		M 48	M 48		1.7/8"



A = ATTACCO RIDOTTO / B = ATTACCO RINFORZATO

A = MANGO REDUCIDO / B = MANGO REFORZADO

"XX"	Ø X □	M - MF		UNC - UNF		BSW - BSF		BA
		A	B	A	B	A	B	A
30	2,24 x 1,8	M 3		Nr. 5		1/8		
31	2,5 x 2	M 3,5	M 1,0/2	Nr. 6	Nr. 0			Nr. 11
					Nr. 1			Nr. 10
								Nr. 9
32	2,8 x 2,24		M 2,2		Nr. 2			Nr. 8
			M 2,5		Nr. 3			Nr. 7
								Nr. 6
33	3,15 x 2,5	M 4	M 3		Nr. 4		1/8	Nr. 5
				Nr. 8	Nr. 5			
34	3,55 x 2,8	M 4,5	M 3,5	Nr. 10	Nr. 6	3/16		Nr. 4
35	4 x 3,15	M 5	M 4	Nr. 12		7/32		
36	4,5 x 3,55	M 6	M 4,5	1/4	Nr. 8	1/4		Nr. 3
37	5 x 4		M 5		Nr. 10		3/16	Nr. 2
38	5,6 x 4,5	M 7			Nr. 12	9/32	7/32	Nr. 1
39	6,3 x 5	M 8	M 6	5/16	1/4	5/16	1/4	Nr. 0
40	7,1 x 5,6	M 9	M 7	3/8		3/8	9/32	
41	8 x 6,3	M 10	M 8	7/16	5/16	7/16	5/16	
42	9 x 7,1	M 12	M 9	1/2		1/2		
11	10 x 8		M 10		3/8		3/8	
43	11,2 x 9	M 14		9/16		9/16		
44	12,5 x 10	M 16		5/8		5/8		
45	14 x 11,2	M 18				11/16		
		M 20		3/4		3/4		
46	16 x 12,5	M 22		7/8		7/8		
47	18 x 14	M 24		1		1		
17	20 x 16	M 27		1.1/8		1.1/8		
		M 30						
48	22,4 x 18	M 33		1.1/4		1.1/4		
19	25 x 20	M 36		1.3/8		1.3/8		
49	28 x 22,4	M 39		1.1/2		1.1/2		
		M 42				1.5/8		
50	31,5 x 25	M 45		1.3/4		1.3/4		
		M 48						
51	35,45 x 28	M 52		2		2		



I

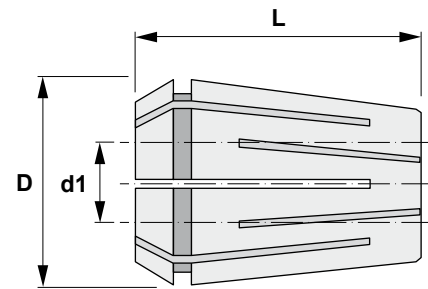


**Caratteristiche:**


Pinze a doppio intaglio DIN 6388 - Forma B.  
Per utensili con attacco cilindrico.  
DIN 1835-A.


**Características:**

Pinza de doble ranura DIN 6388 - Forma B.  
Para herramientas con mango cilíndrico.  
DIN 1835-A.




## BXX

Riferimento Referencia		d1	D	L
B1602.0	B16	2,0-1,5	25,50	40
B1602.5	B16	2,5-2,0	25,50	40
B1603.0	B16	3,0-2,5	25,50	40
B1603.5	B16	3,5-3,0	25,50	40
B1604.0	B16	4,0-3,5	25,50	40
B1604.5	B16	4,5-4,0	25,50	40
B1605.0	B16	5,0-4,5	25,50	40
B1605.5	B16	5,5-5,0	25,50	40
B1606.0	B16	6,0-5,5	25,50	40
B1606.5	B16	6,5-6,0	25,50	40
B1607.0	B16	7,0-6,5	25,50	40
B1607.5	B16	7,5-7,0	25,50	40
B1608.0	B16	8,0-7,5	25,50	40
B1608.5	B16	8,5-8,0	25,50	40
B1609.0	B16	9,0-8,5	25,50	40
B1609.5	B16	9,5-9,0	25,50	40
B1610.0	B16	10,0-9,5	25,50	40
B1610.5	B16	10,5-10,0	25,50	40
B1611.0	B16	11,0-10,5	25,50	40
B1611.5	B16	11,5-11,0	25,50	40
B1612.0	B16	12,0-11,5	25,50	40
B1612.5	B16	12,5-12,0	25,50	40
B1613.0	B16	13,0-12,5	25,50	40
B1613.5	B16	13,5-13,0	25,50	40
B1614.0	B16	14,0-13,5	25,50	40
B1614.5	B16	14,5-14,0	25,50	40
B1615.0	B16	15,0-14,5	25,50	40
B1615.5	B16	15,5-15,0	25,50	40
B1616.0	B16	16,0-15,5	25,50	40
B2502.0	B25	2,0-1,5	35,05	52
B2503.0	B25	3,0-2,5	35,05	52
B2503.5	B25	3,5-3,0	35,05	52
B2504.0	B25	4,0-3,5	35,05	52
B2504.5	B25	4,5-4,0	35,05	52
B2505.0	B25	5,0-4,5	35,05	52
B2505.5	B25	5,5-5,0	35,05	52
B2506.0	B25	6,0-5,5	35,05	52
B2506.5	B25	6,5-6,0	35,05	52
B2507.0	B25	7,0-6,5	35,05	52
B2507.5	B25	7,5-7,0	35,05	52
B2508.0	B25	8,0-7,5	35,05	52

Riferimento Referencia		d1	D	L
B2508.5	B25	8,5-8,0	35,05	52
B2509.0	B25	9,0-8,5	35,05	52
B2509.5	B25	9,5-9,0	35,05	52
B2510.0	B25	10,0-9,5	35,05	52
B2510.5	B25	10,5-10,0	35,05	52
B2511.0	B25	11,0-10,5	35,05	52
B2511.5	B25	11,5-11,0	35,05	52
B2512.0	B25	12,0-11,5	35,05	52
B2512.5	B25	12,5-12,0	35,05	52
B2513.0	B25	13,0-12,5	35,05	52
B2513.5	B25	13,5-13,0	35,05	52
B2514.0	B25	14,0-13,5	35,05	52
B2514.5	B25	14,5-14,0	35,05	52
B2515.0	B25	15,0-14,5	35,05	52
B2515.5	B25	15,5-15,0	35,05	52
B2516.0	B25	16,0-15,5	35,05	52
B2516.5	B25	16,5-16,0	35,05	52
B2517.0	B25	17,0-16,5	35,05	52
B2517.5	B25	17,5-17,0	35,05	52
B2518.0	B25	18,0-17,5	35,05	52
B2518.5	B25	18,5-18,0	35,05	52
B2519.0	B25	19,0-18,5	35,05	52
B2519.5	B25	19,5-19,0	35,05	52
B2520.0	B25	20,0-19,5	35,05	52
B2520.5	B25	20,5-20,0	35,05	52
B2521.0	B25	21,0-20,5	35,05	52
B2521.5	B25	21,5-21,0	35,05	52
B2522.0	B25	22,0-21,5	35,05	52
B2522.5	B25	22,5-22,0	35,05	52
B2523.0	B25	23,0-22,5	35,05	52
B2523.5	B25	23,5-23,0	35,05	52
B2524.0	B25	24,0-23,5	35,05	52
B2524.5	B25	24,5-24,0	35,05	52
B2525.0	B25	25,0-24,5	35,05	52
B3204.0	B32	4,0-3,5	43,70	60
B3204.5	B32	4,5-4,0	43,70	60
B3205.0	B32	5,0-4,5	43,70	60
B3205.5	B32	5,5-5,0	43,70	60
B3206.0	B32	6,0-5,5	43,70	60
B3206.5	B32	6,5-6,0	43,70	60
B3207.0	B32	7,0-6,5	43,70	60
B3207.5	B32	7,5-7,0	43,70	60
B3208.0	B32	8,0-7,5	43,70	60
B3208.5	B32	8,5-8,0	43,70	60
B3209.0	B32	9,0-8,5	43,70	60
B3209.5	B32	9,5-9,0	43,70	60
B3210.0	B32	10,0-9,5	43,70	60
B3210.5	B32	10,5-10,0	43,70	60
B3211.0	B32	11,0-10,5	43,70	60
B3211.5	B32	11,5-11,0	43,70	60
B3212.0	B32	12,0-11,5	43,70	60
B3212.5	B32	12,5-12,0	43,70	60
B3213.0	B32	13,0-12,5	43,70	60



Riferimento Referencia		d1	D	L
B3213.5	B32	13,5-13,0	43,70	60
B3214.0	B32	14,0-13,5	43,70	60
B3214.5	B32	14,5-14,0	43,70	60
B3215.0	B32	15,0-14,5	43,70	60
B3215.5	B32	15,5-15,0	43,70	60
B3216.0	B32	16,0-15,5	43,70	60
B3216.5	B32	16,5-16,0	43,70	60
B3217.0	B32	17,0-16,5	43,70	60
B3217.5	B32	17,5-17,0	43,70	60
B3218.0	B32	18,0-17,5	43,70	60
B3218.5	B32	18,5-18,0	43,70	60
B3219.0	B32	19,0-18,5	43,70	60
B3219.5	B32	19,5-19,0	43,70	60
B3220.0	B32	20,0-19,5	43,70	60
B3220.5	B32	20,5-20,0	43,70	60
B3221.0	B32	21,0-20,5	43,70	60
B3221.5	B32	21,5-21,0	43,70	60
B3222.0	B32	22,0-21,5	43,70	60
B3222.5	B32	22,5-22,0	43,70	60
B3223.0	B32	23,0-22,5	43,70	60
B3223.5	B32	23,5-23,0	43,70	60
B3224.0	B32	24,0-23,5	43,70	60
B3224.5	B32	24,5-24,0	43,70	60
B3225.0	B32	25,0-24,5	43,70	60
B3225.5	B32	25,5-25,0	43,70	60
B3226.0	B32	26,0-25,5	43,70	60
B3226.5	B32	26,5-26,0	43,70	60
B3227.0	B32	27,0-26,5	43,70	60
B3227.5	B32	27,5-27,0	43,70	60
B3228.0	B32	28,0-27,5	43,70	60
B3228.5	B32	28,5-28,0	43,70	60
B3229.0	B32	29,0-28,5	43,70	60
B3229.5	B32	29,5-29,0	43,70	60
B3230.0	B32	30,0-29,5	43,70	60
B3230.5	B32	30,5-30,0	43,70	60
B3231.0	B32	31,0-30,5	43,70	60
B3231.5	B32	31,5-31,0	43,70	60
B3232.0	B32	32,0-31,5	43,70	60



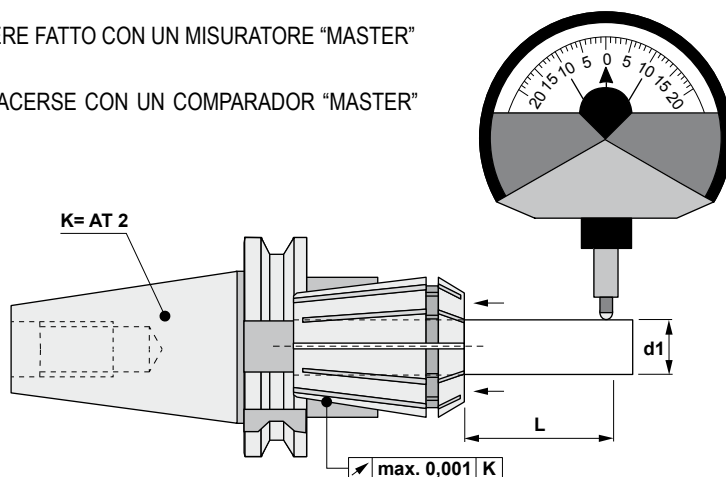
## DIN 6499 ERXX/X - Tabella di tolleranze per pinze DIN 6499 Tabla de tolerancias para pinzas DIN 6499

Tabella di tolleranze delle pinze Mexin secondo DIN 6499, che mostra l'alta precisione delle pinze normali tipo ER/XX, in comparazione con altre marche.

Tabla de tolerancias para las pinzas DIN 6499, que permite apreciar la gran precisión de las pinzas normales tipo ER/XX, en comparación con las otras marcas.





IL CONTROLLO DEVE ESSERE FATTO CON UN MISURATORE "MASTER" DI ALTA PRECISIONE.

LA VERIFICACIÓN DEBE HACERSE CON UN COMPARADOR "MASTER" DE ALTA PRECISIÓN.



d1 mm	L mm	DIN		mexin	
		CLASSE / CLASE 2 mm	CLASSE / CLASE 1 mm	NORMALE / NORMAL mm	SUPER mm
		452XX ERXX		ERXX	
1,0 - 1,6	6	0,015	0,010	0,010	0,005
>1,6 - 3,0	10	0,015	0,010	0,010	0,005
>3,0 - 7,0	16	0,015	0,010	0,010	0,005
>7,0 - 10,0	25	0,015	0,010	0,010	0,005
>10,0 - 18,0	40	0,020	0,015	0,015	0,005
>18,0 - 26,0	50	0,020	0,015	0,015	0,005
>26,0 - 34,0	60	0,025	0,020	0,020	0,010

VALORI DI SERRAGGIO CONSIGLIATI PER LE GHIERE PER PINZE DIN 6499 ER.  
VALORES RECOMENDADOS DE PAR DE APRIETE PARA LAS TUERCAS PARA PINZAS DIN 6499.

	Normale / Normal	A sfere / A bolas	Mini
			
	453 / 456 Coppia di serraggio mass. Nm Par de apriete máx. Nm	451 Coppia di serraggio mass. Nm Par de apriete máx. Nm	455 Coppia di serraggio mass. Nm Par de apriete máx. Nm
ER16	35 / 60	50 / 70	25 / 30
ER20	40 / 100	50 / 100	25 / 35
ER25	80 / 120	90 / 130	35 / 40
ER32	100 / 130	130 / 170	
ER40	170 / 200	220 / 220	
ER50	280 / 300	300 / 300	

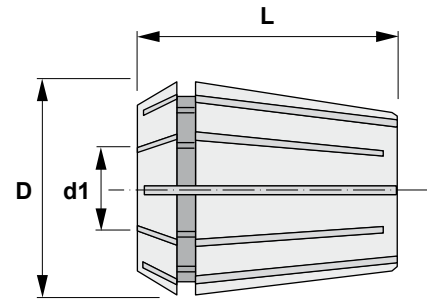


**Caratteristiche:**


Pinze a doppio intaglio DIN 6499 -  
Forma B (ER).  
Per mandrini con attacco cilindrico.  
DIN 1835-A.

**Características:**


Pinza de doble ranura DIN 6499 -  
Forma B (ER).  
Para herramientas con mango cilíndrico.  
DIN 1835-A.




## ERXX

Riferimento Referencia		d1	D	L
ER1601	ER16	1,0-0,5	17	27,5
ER1601.5	ER16	1,5-1,0	17	27,5
ER1602	ER16	2,0-1,5	17	27,5
ER1602.5	ER16	2,5-2,0	17	27,5
ER1603	ER16	3,0-2,5	17	27,5
ER1604	ER16	4,0-3,0	17	27,5
ER1605	ER16	5,0-4,0	17	27,5
ER1606	ER16	6,0-5,0	17	27,5
ER1607	ER16	7,0-6,0	17	27,5
ER1608	ER16	8,0-7,0	17	27,5
ER1609	ER16	9,0-8,0	17	27,5
ER1610	ER16	10,0-9,0	17	27,5
ER2001	ER20	1,0-0,5	21	31,5
ER2001.5	ER20	1,5-1,0	21	31,5
ER2002	ER20	2,0-1,5	21	31,5
ER2002.5	ER20	2,5-2,0	21	31,5
ER2003	ER20	3,0-2,5	21	31,5
ER2004	ER20	4,0-3,0	21	31,5
ER2005	ER20	5,0-4,0	21	31,5
ER2006	ER20	6,0-5,0	21	31,5
ER2007	ER20	7,0-6,0	21	31,5
ER2008	ER20	8,0-7,0	21	31,5
ER2009	ER20	9,0-8,0	21	31,5
ER2010	ER20	10,0-9,0	21	31,5
ER2011	ER20	11,0-10,0	21	31,5
ER2012	ER20	12,0-11,0	21	31,5
ER2013	ER20	13,0-12,0	21	31,5
ER2501	ER25	1,0-0,5	26	34,0
ER2501.5	ER25	1,5-1,0	26	34,0
ER2502	ER25	2,0-1,5	26	34,0
ER2502.5	ER25	2,5-2,0	26	34,0
ER2503	ER25	3,0-2,5	26	34,0
ER2504	ER25	4,0-3,0	26	34,0
ER2505	ER25	5,0-4,0	26	34,0
ER2506	ER25	6,0-5,0	26	34,0
ER2507	ER25	7,0-6,0	26	34,0
ER2508	ER25	8,0-7,0	26	34,0
ER2509	ER25	9,0-8,0	26	34,0
ER2510	ER25	10,0-9,0	26	34,0
ER2511	ER25	11,0-10,0	26	34,0



Riferimento Referencia		d1	D	L
ER2512	ER25	12,0-11,0	26	34,0
ER2513	ER25	13,0-12,0	26	34,0
ER2514	ER25	14,0-13,0	26	34,0
ER2515	ER25	15,0-14,0	26	34,0
ER2516	ER25	16,0-15,0	26	34,0
ER3202	ER32	2,0-1,5	33	40,0
ER3202.5	ER32	2,5-2,0	33	40,0
ER3203	ER32	3,0-2,5	33	40,0
ER3204	ER32	4,0-3,0	33	40,0
ER3205	ER32	5,0-4,0	33	40,0
ER3206	ER32	6,0-5,0	33	40,0
ER3207	ER32	7,0-6,0	33	40,0
ER3208	ER32	8,0-7,0	33	40,0
ER3209	ER32	9,0-8,0	33	40,0
ER3210	ER32	10,0-9,0	33	40,0
ER3211	ER32	11,0-10,0	33	40,0
ER3212	ER32	12,0-11,0	33	40,0
ER3213	ER32	13,0-12,0	33	40,0
ER3214	ER32	14,0-13,0	33	40,0
ER3215	ER32	15,0-14,0	33	40,0
ER3216	ER32	16,0-15,0	33	40,0
ER3217	ER32	17,0-16,0	33	40,0
ER3218	ER32	18,0-17,0	33	40,0
ER3219	ER32	19,0-18,0	33	40,0
ER3220	ER32	20,0-19,0	33	40,0
ER4003	ER40	3-2	41	46,0
ER4004	ER40	4-3	41	46,0
ER4005	ER40	5-4	41	46,0
ER4006	ER40	6-5	41	46,0
ER4007	ER40	7-6	41	46,0
ER4008	ER40	8-7	41	46,0
ER4009	ER40	9-8	41	46,0
ER4010	ER40	10-9	41	46,0
ER4011	ER40	11-10	41	46,0
ER4012	ER40	12-11	41	46,0
ER4013	ER40	13-12	41	46,0
ER4014	ER40	14-13	41	46,0
ER4015	ER40	15-14	41	46,0
ER4016	ER40	16-15	41	46,0
ER4017	ER40	17-16	41	46,0
ER4018	ER40	18-17	41	46,0
ER4019	ER40	19-18	41	46,0
ER4020	ER40	20-19	41	46,0
ER4021	ER40	21-20	41	46,0
ER4022	ER40	22-21	41	46,0
ER4023	ER40	23-22	41	46,0
ER4024	ER40	24-23	41	46,0
ER4025	ER40	25-24	41	46,0
ER4026	ER40	26-25	41	46,0
ER4027	ER40	27-26	41	46,0
ER4028	ER40	28-27	41	46,0
ER4029	ER40	29-28	41	46,0
ER4030	ER40	30-29	41	46,0



Riferimento Referencia		d1	D	L
ER5006	ER50	6-4	52	60,0
ER5008	ER50	8-6	52	60,0
ER5010	ER50	10-8	52	60,0
ER5012	ER50	12-10	52	60,0
ER5014	ER50	14-12	52	60,0
ER5016	ER50	16-14	52	60,0
ER5018	ER50	18-16	52	60,0
ER5020	ER50	20-18	52	60,0
ER5022	ER50	22-20	52	60,0
ER5024	ER50	24-22	52	60,0
ER5026	ER50	26-24	52	60,0
ER5028	ER50	28-26	52	60,0
ER5030	ER50	30-28	52	60,0
ER5032	ER50	32-30	52	60,0
ER5034	ER50	34-32	52	60,0







**Caratteristiche:**

Kit di pinze DIN 6499 (ER) Forma B in cofanetto in plastica. DIN 6499-B

**Características:**

Set de pinzas DIN 6499 (ER) Forma B en estuche de plástico. DIN 6499-B

## SET-ER

Riferimento Referencia		CAP	n° 	Ø
SET-ER16	ER16	1-10	10	1-2-3-4-5-6-7-8-9-10
SET-ER20	ER20	2-13	12	2-3-4-5-6-7-8-9-10-11-12-13
SET-ER25	ER25	2-16	15	2-3-4-5-6-7-8-9-10-11-12-13-14-15-16
SET-ER32	ER32	3-20	18	3-4-5-6-7-8-9-10-11-12-13-14-15-16-17-18-19-20
SET-ER40	ER40	4-26	23	4-5-6-7-8-9-10-11-12-13-14-15-16-17-18-19-20-21-22-23-24-25-26



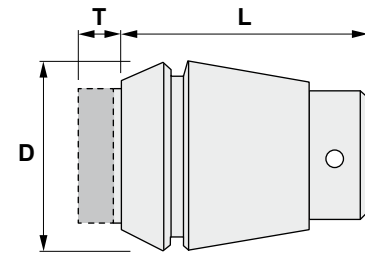


**Caratteristiche:**


Pinze DIN 6499 - Forma Mexin (ER).  
Con quadro di trascinamento e compensazione della lunghezza nella trazione.

**Características:**

Pinza DIN 6499 - Forma Mexin (ER).  
Con cuadradillo de arrastre y compensación de longitud en la tracción.



## ERBXX

Riferimento Referencia		DIN d1 x a	D	L	T
ERB1601	ER16	2,5 x 2,1	17	27	7
ERB1602	ER16	2,8 x 2,1	17	27	7
ERB1603	ER16	3,5 x 2,7	17	27	7
ERB1604	ER16	4,0 x 3,0	17	27	7
ERB1605	ER16	4,5 x 3,4	17	27	7
ERB1606	ER16	5,5 x 4,3	17	27	7
ERB1607	ER16	6,0 x 4,9	17	27	7
ERB2001	ER20	2,5 x 2,1	21	31	7
ERB2002	ER20	2,8 x 2,1	21	31	7
ERB2003	ER20	3,5 x 2,7	21	31	7
ERB2004	ER20	4,0 x 3,0	21	31	7
ERB2005	ER20	4,5 x 3,4	21	31	7
ERB2006	ER20	5,5 x 4,3	21	31	7
ERB2007	ER20	6,0 x 4,9	21	31	7
ERB2008	ER20	7,0 x 5,5	21	31	7
ERB2501	ER25	2,5 x 2,1	26	34	8
ERB2502	ER25	2,8 x 2,1	26	34	8
ERB2503	ER25	3,5 x 2,7	26	34	8
ERB2504	ER25	4,0 x 3,0	26	34	8
ERB2505	ER25	4,5 x 3,4	26	34	8
ERB2506	ER25	5,5 x 4,3	26	34	8
ERB2507	ER25	6,0 x 4,9	26	34	8
ERB2508	ER25	7,0 x 5,5	26	34	8
ERB2509	ER25	8,0 x 6,2	26	34	8
ERB2510	ER25	9,0 x 7,0	26	34	8
ERB3205	ER32	4,5 x 3,4	33	43	10
ERB3206	ER32	5,5 x 4,3	33	43	10
ERB3207	ER32	6,0 x 4,9	33	43	10
ERB3208	ER32	7,0 x 5,5	33	43	10
ERB3209	ER32	8,0 x 6,2	33	43	10
ERB3210	ER32	9,0 x 7,0	33	43	10
ERB3211	ER32	10,0 x 8,0	33	43	10
ERB3212	ER32	11,0 x 9,0	33	43	10
ERB3213	ER32	12,0 x 9,0	33	43	10
ERB4007	ER40	6,0 x 4,9	41	54	13
ERB4008	ER40	7,0 x 5,5	41	54	13
ERB4009	ER40	8,0 x 6,2	41	54	13
ERB4010	ER40	9,0 x 7,0	41	54	13
ERB4011	ER40	10,0 x 8,0	41	54	13
ERB4012	ER40	11,0 x 9,0	41	54	13
ERB4013	ER40	12,0 x 9,0	41	54	13
ERB4014	ER40	14,0 x 11,0	41	54	13
ERB4015	ER40	16,0 x 12,0	41	54	13

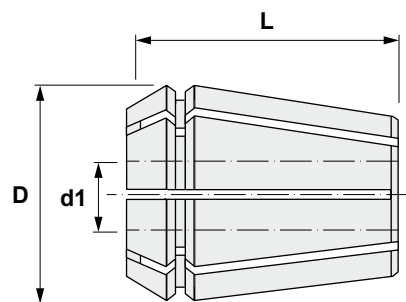


**Caratteristiche:**


Pinze a tenuta stagna DIN 6499 (ER).  
Per utensili con attacco cilindrico  
DIN 1835-A e foro di refrigerazione.

**Características:**


Pinza estanca DIN 6499 (ER).  
Para herramientas con mango cilíndrico  
DIN 1835-A con agujero para la refrigeración.



## ERCXX

Riferimento Referencia		D	L	d1
ERC1604	ER16	17	27,5	4
ERC1605	ER16	17	27,5	5
ERC1606	ER16	17	27,5	6
ERC1607	ER16	17	27,5	7
ERC1608	ER16	17	27,5	8
ERC1609	ER16	17	27,5	9
ERC1610	ER16	17	27,5	10
ERC2004	ER20	21	31,5	4
ERC2005	ER20	21	31,5	5
ERC2006	ER20	21	31,5	6
ERC2007	ER20	21	31,5	7
ERC2008	ER20	21	31,5	8
ERC2009	ER20	21	31,5	9
ERC2010	ER20	21	31,5	10
ERC2011	ER20	21	31,5	11
ERC2012	ER20	21	31,5	12
ERC2013	ER20	21	31,5	13
ERC2504	ER25	26	34,0	4
ERC2505	ER25	26	34,0	5
ERC2506	ER25	26	34,0	6
ERC2507	ER25	26	34,0	7
ERC2508	ER25	26	34,0	8
ERC2509	ER25	26	34,0	9
ERC2510	ER25	26	34,0	10
ERC2511	ER25	26	34,0	11
ERC2512	ER25	26	34,0	12
ERC2513	ER25	26	34,0	13
ERC2514	ER25	26	34,0	14
ERC2515	ER25	26	34,0	15
ERC2516	ER25	26	34,0	16
ERC3204	ER32	33	40,0	4
ERC3205	ER32	33	40,0	5
ERC3206	ER32	33	40,0	6
ERC3207	ER32	33	40,0	7
ERC3208	ER32	33	40,0	8
ERC3209	ER32	33	40,0	9
ERC3210	ER32	33	40,0	10
ERC3211	ER32	33	40,0	11
ERC3212	ER32	33	40,0	12
ERC3213	ER32	33	40,0	13



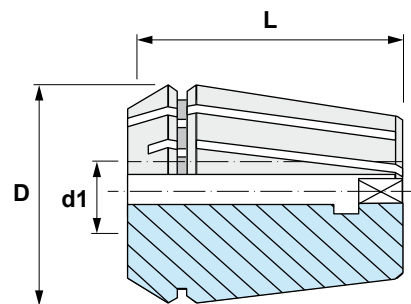
Riferimento Referencia		D	L	d1
ERC3214	ER32	33	40,0	14
ERC3215	ER32	33	40,0	15
ERC3216	ER32	33	40,0	16
ERC3217	ER32	33	40,0	17
ERC3218	ER32	33	40,0	18
ERC3219	ER32	33	40,0	19
ERC3220	ER32	33	40,0	20
ERC4004	ER40	41	46,0	4
ERC4005	ER40	41	46,0	5
ERC4006	ER40	41	46,0	6
ERC4007	ER40	41	46,0	7
ERC4008	ER40	41	46,0	8
ERC4009	ER40	41	46,0	9
ERC4010	ER40	41	46,0	10
ERC4011	ER40	41	46,0	11
ERC4012	ER40	41	46,0	12
ERC4013	ER40	41	46,0	13
ERC4014	ER40	41	46,0	14
ERC4015	ER40	41	46,0	15
ERC4016	ER40	41	46,0	16
ERC4017	ER40	41	46,0	17
ERC4018	ER40	41	46,0	18
ERC4019	ER40	41	46,0	19
ERC4020	ER40	41	46,0	20
ERC4021	ER40	41	46,0	21
ERC4022	ER40	41	46,0	22
ERC4023	ER40	41	46,0	23
ERC4024	ER40	41	46,0	24
ERC4025	ER40	41	46,0	25
ERC4026	ER40	41	46,0	26
ERC5012	ER50	52	60,0	12
ERC5014	ER50	52	60,0	14
ERC5016	ER50	52	60,0	16
ERC5018	ER50	52	60,0	18
ERC5020	ER50	52	60,0	20
ERC5022	ER50	52	60,0	22
ERC5024	ER50	52	60,0	24
ERC5026	ER50	52	60,0	26
ERC5028	ER50	52	60,0	28
ERC5030	ER50	52	60,0	30
ERC5032	ER50	52	60,0	32
ERC5034	ER50	52	60,0	34






Caratteristiche:  
Pinze DIN 6499 - Forma Mexin (ER).  
Con quadro di trascinamento.


Características:  
Pinza DIN 6499 - Forma Mexin (ER).  
Con cuadradillo de arrastre.



## ERTXX

Riferimento Referencia		d1	D	L
ERT1605	ER16	4,5 x 3,4	17	27,5
ERT1606	ER16	5,5 x 4,3	17	27,5
ERT1607	ER16	6,0 x 4,9	17	27,5
ERT1608	ER16	7,0 x 5,5	17	27,5
ERT2005	ER20	4,5 x 3,4	21	31,5
ERT2006	ER20	5,5 x 4,3	21	31,5
ERT2007	ER20	6,0 x 4,9	21	31,5
ERT2008	ER20	7,0 x 5,5	21	31,5
ERT2009	ER20	8,0 x 6,2	21	31,5
ERT2010	ER20	9,0 x 7,0	21	31,5
ERT2011	ER20	10,0 x 8,0	21	31,5
ERT2505	ER25	4,5 x 3,4	26	34,0
ERT2506	ER25	5,5 x 4,3	26	34,0
ERT2507	ER25	6,0 x 4,9	26	34,0
ERT2508	ER25	7,0 x 5,5	26	34,0
ERT2509	ER25	8,0 x 6,2	26	34,0
ERT2510	ER25	9,0 x 7,0	26	34,0
ERT2511	ER25	10,0 x 8,0	26	34,0
ERT2512	ER25	11,0 x 9,0	26	34,0
ERT2513	ER25	12,0 x 9,0	26	34,0
ERT3205	ER32	4,5 x 3,4	33	40,0
ERT3206	ER32	5,5 x 4,3	33	40,0
ERT3207	ER32	6,0 x 4,9	33	40,0
ERT3208	ER32	7,0 x 5,5	33	40,0
ERT3209	ER32	8,0 x 6,2	33	40,0
ERT3210	ER32	9,0 x 7,0	33	40,0
ERT3211	ER32	10,0 x 8,0	33	40,0
ERT3212	ER32	11,0 x 9,0	33	40,0
ERT3213	ER32	12,0 x 9,0	33	40,0
ERT3214	ER32	14,0 x 11,0	33	40,0
ERT3215	ER32	16,0 x 12,0	33	40,0
ERT4008	ER40	7,0 x 5,5	41	46,0
ERT4009	ER40	8,0 x 6,2	41	46,0
ERT4010	ER40	9,0 x 7,0	41	46,0
ERT4011	ER40	10,0 x 8,0	41	46,0
ERT4012	ER40	11,0 x 9,0	41	46,0
ERT4013	ER40	12,0 x 9,0	41	46,0
ERT4014	ER40	14,0 x 11,0	41	46,0
ERT4015	ER40	16,0 x 12,0	41	46,0
ERT4016	ER40	18,0 x 14,5	41	46,0



Riferimento Referencia		d1	D	L
ERT4017	ER40	20,0 x 16,0	41	46,0
ERT5013	ER50	12,0 x 9,0	52	60,0
ERT5014	ER50	14,0 x 11,0	52	60,0
ERT5015	ER50	16,0 x 12,0	52	60,0
ERT5016	ER50	18,0 x 14,5	52	60,0
ERT5017	ER50	20,0 x 16,0	52	60,0
ERT5018	ER50	22,0 x 18,0	52	60,0
ERT5019	ER50	25,0 x 20,0	52	60,0
ERT5020	ER50	28,0 x 22,0	52	60,0
ERT5021	ER50	32,0 x 24,0	52	60,0







Caratteristiche: Chiavi  
DIN 6499

Características: Llave  
DIN 6499

## 50XX

Riferimento Referencia	CAP
50008	0 - 8
50010	0-10
50013	0-13
50016	3-16



Caratteristiche: Chiavi  
DIN 6499

Características: Llave  
DIN 6499

## 50XX

Riferimento Referencia	CAP
50116	16
50125	25
50132	32
50140	40



Caratteristiche: Chiavi  
DIN 6499

Características: Llave  
DIN 6499

## 50XX

Riferimento Referencia	ER	CAP
50216	16	10
50220	20	13
50225	25	16
50232	32	20
50240	40	30
50250	50	34



Caratteristiche: Chiavi  
DIN 6499

Características: Llave  
DIN 6499

## 50XX

Riferimento Referencia	ER	CAP
50907	07	-
50908	08	-
50916	16	10
50920	20	13
50925	25	16



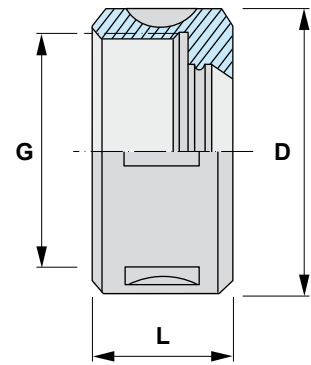


Caratteristiche:  
Ghiera per portapinzas  
DIN 6388-D

**\* STANDARD**

Características:  
Tuerca para portapinzas.  
DIN 6388-D

**\* ESTÁNDAR**



## 433XX

Riferimento Referencia	d1 mass. d1 max	D	L	G
43316	16	43	24,0	M 33 x 1,5
43325	25	60	30,0	M 48 x 2,0
43332	32	72	33,5	M 60 x 2,5

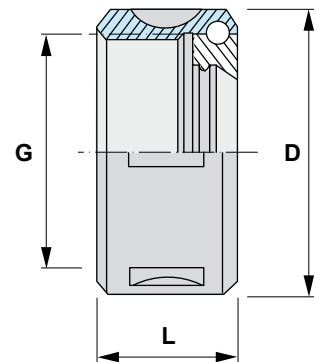


Caratteristiche:  
Ghiera per portapinzas.  
DIN 6388-D

**\* GHIERA A SFERE**

Características:  
Tuerca para portapinzas.  
DIN 6388-D

**\* TUERCA A BOLAS**



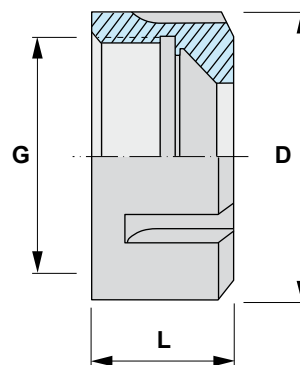
## 431XX

Riferimento Referencia	d1 mass. d1 max	D	L	G
43116	16	43	24,0	M 33 x 1,5
43125	25	60	30,0	M 48 x 2,0
43132	32	72	33,5	M 60 x 2,5



Caratteristiche:  
Ghiera per portapinzze DIN 6499 (ER) D-F  
**\* STANDARD**

Características:  
Tuerca para portapinzas DIN 6499 (ER) D-F  
**\* ESTÁNDAR**



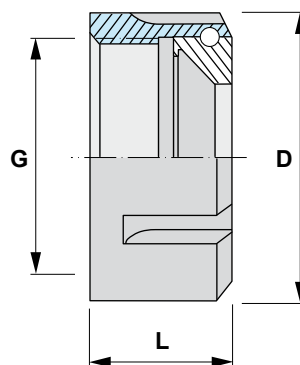
## 453XX

Riferimento Referencia		d1 mass. d1 max	D	L	G
45316	ER16	10	32	17,5	M 22 x 1,5
45320	ER20	13	35	19,0	M 25 x 1,5
45325	ER25	16	42	20,0	M 32 x 1,5
45332	ER32	20	50	22,5	M 40 x 1,5
45340	ER40	26	63	25,5	M 50 x 1,5
45350	ER50	34	78	35,5	M 64 x 2,0



Caratteristiche:  
Ghiera per portapinzze DIN 6499 (ER) D-F  
**\* GHIERA A SFERE**

Características:  
Tuerca para portapinzas DIN 6499 (ER) D-F  
**\* TUERCA A BOLAS**



## 451XX

Riferimento Referencia		d1 mass. d1 max	D	L	G
45116	ER16	10	29	19,5	M 22 x 1,5
45120	ER20	13	34	21,0	M 25 x 1,5
45125	ER25	16	42	22,7	M 32 x 1,5
45132	ER32	20	50	26,5	M 40 x 1,5
45140	ER40	26	63	29,8	M 50 x 1,5
45150	ER50	34	78	40,0	M 64 x 2,0

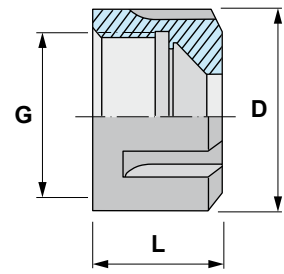




Caratteristiche:  
Ghiera per portapinzas DIN 6499 (ER) D-F

Características:  
Tuerca para portapinzas DIN 6499 (ER) D-F

\* **MINI**



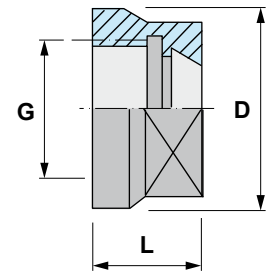
## 455XX

Riferimento Referencia		d1 mass. d1 max	D	L	G
45516	ER16	13	22	19	M 19 x 1
45520	ER20	16	28	20	M 24 x 1
45525	ER25	-	35	-	M 30 x 1



Caratteristiche:  
Ghiera esagonale per portapinzas DIN 6499 (ER) D-F

Características:  
Tuerca hexagonal para portapinzas DIN 6499 (ER) D-F



## 456XX

Riferimento Referencia		d1 mass. d1 max	D	L	G
45616	ER16	10	28	17,5	M 22 x 1,5
45620	ER20	13	34	19,0	M 25 x 1,5

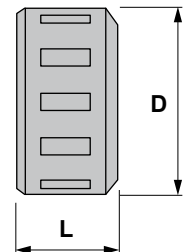


Caratteristiche:  
Ghiera per portapinzas DIN 6499 (ER) D-F

\* **SPECIALE 457**

Características:  
Tuerca para portapinzas DIN 6499 (ER) D-F

\* **ESPECIAL 457**



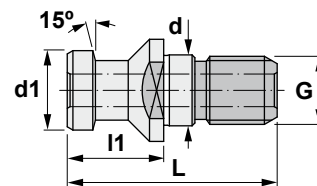
## 457XX

Riferimento Referencia		d1 mass. d1 max	D	L	G
45732	ER32	20	54	40	M 45 x 1,5
45740	ER40	30	65	50	M 56 x 2,0



Caratteristiche: Codoli - DIN 69872-A  
Características: Tirante - DIN 69872-A

\* Senza foro centrale  
\* Sin agujero central



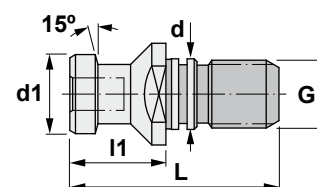
## 91.. DIN 69872-A

Riferimento Referencia	K ISO	G	d	d1	L	l1
91103 *	30	M 12	13	13	44	24
91104	40	M 16	17	19	54	26
91105	50	M 24	25	28	74	34



Caratteristiche: Codoli - DIN 69872-B  
Características: Tirante - DIN 69872-B

Con foro ceco  
Con agujero ciego



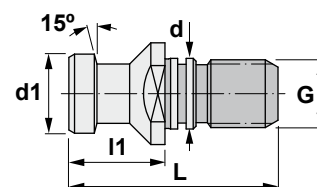
## 91.. DIN 69872-B

Riferimento Referencia	K ISO	G	d	d1	L	l1
91154	40	M 16	17	19	54	26
91155	50	M 24	25	28	74	34



Caratteristiche: Codoli - DIN 69872-B  
Características: Tirante - DIN 69872-B

Senza foro centrale  
Sin agujero central



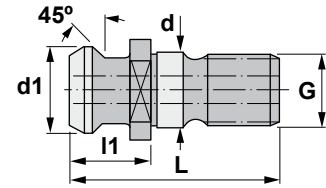
## 91.. DIN 69872-B

Riferimento Referencia	K ISO	G	d	d1	L	l1
91164	40	M 16	17	19	54	26
91165	50	M 24	25	28	74	34





Caratteristiche: Codoli - ISO 7388/2-B  
Características: Tirante - ISO 7388/2-B



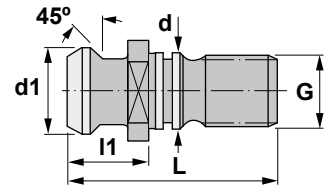
## 91.. ISO 7388/2-B

Riferimento Referencia	K ISO	G	d	d1	L	l1
91304	40	M 16	17	18,95	44,5	16,40
91305	50	M 24	25	29,10	65,5	25,55



Caratteristiche: Codoli - ISO 7388/2-B  
Características: Tirante - ISO 7388/2-B

Senza foro centrale  
Sin agujero central

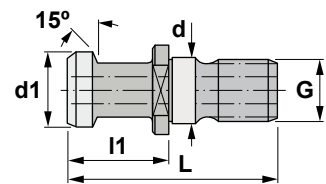


## 91.. ISO 7388/2-B

Riferimento Referencia	K ISO	G	d	d1	L	l1
91114	40	M 16	17	18,95	44,5	16,40
91115	50	M 24	25	29,10	65,5	25,55



Caratteristiche: Codoli - ISO 7388/2-A  
Características: Tirante - ISO 7388/2-A



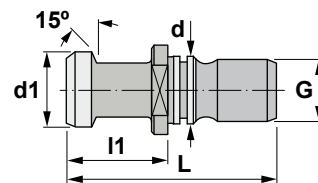
## 91.. ISO 7388/2-A

Riferimento	K ISO	G	d	d1	L	l1
91354	40	M 16	17	19	54	26
91355	50	M 24	25	28	74	34



Caratteristiche: Codoli - ISO 7388/2-A  
Características: Tirante - ISO 7388/2-A

Senza foro centrale  
Sin agujero central

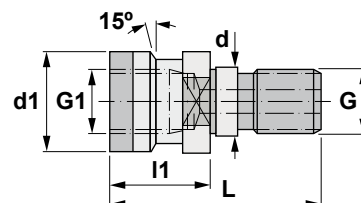


## 91.. ISO 7388/2-A

Riferimento Referencia	K ISO	G	d	d1	L	l1
91263	30	M 12	13	12	44	24
91264	40	M 16	17	19	54	26
91265	50	M 24	25	28	74	34



Caratteristiche: Codoli  
Características: Tirante



## 91.. MAHO - OTT / DIN 69871 - BT

Riferimento Referencia	K ISO	G	G1	d	d1	L	l1	
91004	40	M 16	M 16	17	25,00	53	25	DIN 69871
91014	40	M 16	M 16	17	25,00	56	28	BT
91005	50	M 24	M 24	25	39,60	65	25	DIN 69871 / BT

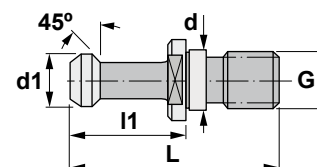
Accessorio per montare il DIN-69872-A (Rif. 91004) e il JIS 6339-BT (Rif. 91014) sulle macchine DIN 2080.  
Accesorio para montar el DIN-69872-A (Ref. 91004) y el JIS 6339-BT (Ref. 91014) en máquinas con DIN 2080.





Caratteristiche: Codoli - JIS 6339 B-BT  
Características: Tirante - JIS 6339 B-BT

- \* Senza foro centrale
- \* Sin agujero central



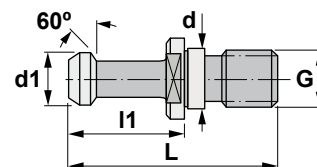
## 92.. BT - TIPO I (45°)

Riferimento Referencia	K ISO	G	d	d1	L	I1
92003 *	30	M 12	12,5	11	43	23
92004 *	40	M 16	17,0	15	60	35
92005 *	50	M 24	25,0	23	85	45
92304	40	M 16	17,0	15	60	35
92305	50	M 24	25,0	23	85	45



Caratteristiche: Codoli - JIS 6339 B-BT  
Características: Tirante - JIS 6339 B-BT

- \* Senza foro centrale
- \* Sin agujero central



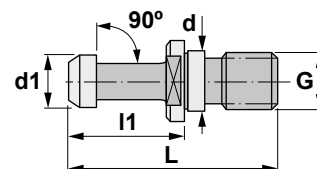
## 92.. BT - TIPO II (60°)

Riferimento Referencia	K ISO	G	d	d1	L	I1
92013 *	30	M 12	12,5	11	43	23
92014 *	40	M 16	17,0	15	60	35
92015 *	50	M 24	25,0	23	85	45
92314	40	M 16	17,0	15	60	35
92315	50	M 24	25,0	23	85	45



Caratteristiche: Codoli - JIS 6339 B-BT  
Características: Tirante - JIS 6339 B-BT

- \* Senza foro centrale
- \* Sin agujero central



## 92.. BT - TIPO III (90°)

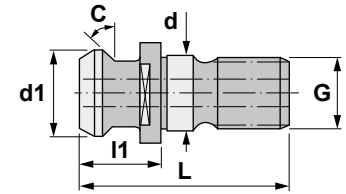
Riferimento Referencia	K ISO	G	d	d1	L	I1
92024 *	40	M 16	17	15	60	35
92025 *	50	M 24	25	23	85	45
92324	40	M 16	17	15	60	35
92325	50	M 24	25	23	85	45





Caratteristiche: Codoli  
Características: Tirante

\* Senza foro centrale  
\* Sin agujero central



## 9... SPECIALE / ESPECIAL

Riferimento Referencia	K ISO	C	G	d	d1	L	l1	Tipo
9CA40	40	45°	M 16	17	18,80	41,25	16,25	MAZAK
9CA41	40	45°	M 16	17	18,80	44,10	19,10	MAZAK
9CO50 *	50		M 24	-	20,00	76,00	36,00	CORREA
9MT40	40	15°	M 16	17	19,00	54,00	29,00	MATSURA
9OK35 *	35							KITAMURA
9CI40 *	40							CINCINNATI
9ZA50 *	50			23	22,00	90,00	46,00	ZAYER





Caratteristiche:

Smontaconi autobloccante.

Si può utilizzare con tutte le dimensioni di mandrini DIN 2080, DIN 69871/A, MAS BT, HSK e PSC.

Può essere installato su un banco da lavoro oppure fissato con una morsa. Molto utile per montare e smontare gli utensili di qualsiasi mandrino.

**\* Combinato acciaio inossidabile / brunito**

Características:

Montaconos autobloccante.

Se puede utilizar con todas las medidas de los conos DIN 2080, DIN 69871/A, MAS BT, HSK, TS y PSC.


Se puede instalar en un banco o sujetarlo con una abrazadera.

Muy útil para montar y desmontar las herramientas de cualquier tipo de cono.

**\* Combinado acero inoxidable / pavonado**

## 02\_70/80

Riferimento Referencia	DIN 2080	DIN 69871/A	MAS BT	HSK	PSC
02.30.70	30	30	X	50	C5
02.30.80	X	X	30	X	X
02.40.70	40	40	40	63	C6
02.50.70	50	50	X	X	X
02.50.80	X	X	50	100	10



Caratteristiche:

Smontaconi autobloccante.

Si può utilizzare con tutte le dimensioni di mandrini DIN 2080, DIN 69871/A, MAS BT, HSK e PSC.

Può essere installato su un banco da lavoro oppure fissato con una morsa. Molto utile per montare e smontare gli utensili di qualsiasi mandrino.

**\* 100% acciaio inossidabile**

Características:

Montaconos autobloccante.

Se puede utilizar con todas las medidas de los conos DIN 2080, DIN 69871/A, MAS BT, HSK, TS y PSC.

Se puede instalar en un banco o sujetarlo con una abrazadera.

Muy útil para montar y desmontar las herramientas de cualquier tipo de cono.

**\* 100% acero inoxidable**

## 02\_71/81

Riferimento Referencia	DIN 2080	DIN 69871/A	MAS BT	HSK	PSC
02.30.71	30	30	X	50	C5
02.30.81	X	X	30	X	X
02.40.71	40	40	40	63	C6
02.50.71	50	50	X	X	X
02.50.81	X	X	50	100	10