







CERAMIC CERÀMICA



Contents - Ceramic inserts	D02
Contingut - Plaquetes de ceràmica	
Ceramic inserts	D03-07
Plaquetes de ceràmica	
Applications index	D08-09
Índex d'aplicacions	
Ceramic milling cutters	D10-15
Freses per plaquetes de ceràmica	
Toolholders	D16-33
Portaeines	
Boring bars	D34-40
Barres de mandrinar	
Top clamp ceramic PSC	D41-53
PSC per plaquetes de ceràmica amb fixació per brida superior	

Ceramic inserts
Plaquetes de ceràmica

<p>CNGA</p>  <p>Page Pàgina D03 0° <input type="checkbox"/></p>	<p>CNGN</p>  <p>Page Pàgina D03 0° <input type="checkbox"/></p>	<p>CNGX</p>  <p>Page Pàgina D03 0° <input type="checkbox"/></p>	<p>DNGA</p>  <p>Page Pàgina D03 0° <input type="checkbox"/></p>	<p>DNGN</p>  <p>Page Pàgina D03 0° <input type="checkbox"/></p>	<p>DNGX</p>  <p>Page Pàgina D04 0° <input type="checkbox"/></p>
<p>ENGN</p>  <p>Page Pàgina D04 0° <input type="checkbox"/></p>	<p>GWG</p>  <p>Page Pàgina D04 3° <input checked="" type="checkbox"/></p>	<p>RCGX</p>  <p>Page Pàgina D04 7° <input checked="" type="checkbox"/></p>	<p>RNGN</p>  <p>Page Pàgina D04 0° <input type="checkbox"/></p>	<p>RPGN</p>  <p>Page Pàgina D05 0° <input type="checkbox"/></p>	<p>SNGA</p>  <p>Page Pàgina D05 0° <input type="checkbox"/></p>
<p>SNGN</p>  <p>Page Pàgina D05 0° <input type="checkbox"/></p>	<p>SNGN</p>  <p>Page Pàgina D05 0° <input type="checkbox"/></p>	<p>SNGX</p>  <p>Page Pàgina D06 0° <input type="checkbox"/></p>	<p>TNGA</p>  <p>Page Pàgina D06 0° <input type="checkbox"/></p>	<p>TNGN</p>  <p>Page Pàgina D06 0° <input type="checkbox"/></p>	<p>VNGA</p>  <p>Page Pàgina D07 0° <input type="checkbox"/></p>
<p>WNGA</p>  <p>Page Pàgina D07 0° <input type="checkbox"/></p>					

Ceramic inserts Plaquetes de ceràmica

USE CLASSIFICATION

- Continuous
- ◐ Slight interruption
- ⊕ Interruption

AVAILABILITY

- Standard item
- Check availability

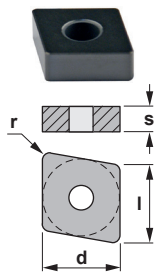
TIPUS DE MECANITZAT

- Continu
- ◐ Lleugerament interromput
- ⊕ Interromput

DISPONIBILITAT

- Article estàndard
- Consulteu disponibilitat

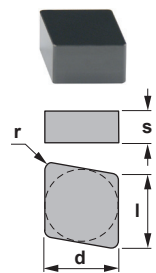
Material	Grade Qualitat	● Continuous Continu	◐ Slight interruption Lleugerament interromput	⊕ Interruption Interromput
K Cast iron Fosa	CC2	●	◐	⊕
	CX6	●	◐	⊕
	CW1	●	◐	⊕
S Heat-resistant alloys Aliatges termorresistents	CX9	●	◐	⊕
	CW1	●	◐	⊕
H Hard materials Materials tractats	CC7	●	◐	⊕



CNGA

80° rhombic negative insert.
Plaqueta ròmbica negativa 80°.

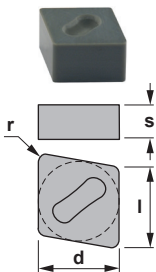
Reference / Referència	l	s	d	r	CX6	CX9	CC2	CC7	CW1
CNGA 120404	12,90	4,76	12,70	0,4				●	
CNGA 120408	12,90	4,76	12,70	0,8	●			●	
CNGA 120412	12,90	4,76	12,70	1,2	●			●	



CNGN

80° rhombic negative insert.
Plaqueta ròmbica negativa 80°.

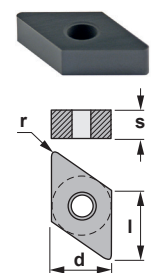
Reference / Referència	l	s	d	r	CX6	CX9	CC2	CC7	CW1
CNGN 120408	12,90	4,76	12,70	0,8			●		●
CNGN 120412	12,90	4,76	12,70	1,2			●		●
CNGN 120708	12,90	7,94	12,70	0,8			●		●
CNGN 120712	12,90	7,94	12,70	1,2			●		●
CNGN 120716	12,90	7,94	12,70	1,6			●		●



CNGX

80° rhombic negative insert.
Plaqueta ròmbica negativa 80°.

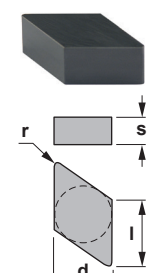
Reference / Referència	l	s	d	r	CX6	CX9	CC2	CC7	CW1
CNGX 120708	12,90	7,94	12,70	0,8	●	●			
CNGX 120712	12,90	7,94	12,70	1,2	●	●			
CNGX 120716	12,90	7,94	12,70	1,6	●	●			
CNGX 160712	16,10	7,94	15,87	1,2	●				
CNGX 160716	16,10	7,94	15,87	1,6	●	●			



DNGA

55° rhombic negative insert.
Plaqueta ròmbica negativa 55°.

Reference / Referència	l	s	d	r	CX6	CX9	CC2	CC7	CW1
DNGA 150404	15,50	4,76	12,70	0,4				●	
DNGA 150408	15,50	4,76	12,70	0,8	●			●	
DNGA 150412	15,50	4,76	12,70	1,2	●			●	



DNGN

55° rhombic negative insert.
Plaqueta ròmbica negativa 55°.

Reference / Referència	l	s	d	r	CX6	CX9	CC2	CC7	CW1
DNGN 150708	15,50	7,94	12,70	0,8			●		●
DNGN 150712	15,50	7,94	12,70	1,2			●		●
DNGN 150716	15,50	7,94	12,70	1,6			●		●

**Ceramic inserts
Plaquetes de ceràmica**

USE CLASSIFICATION

- Continuous
- ◐ Slight interruption
- ⊕ Interruption

AVAILABILITY

- Standard item
- Check availability

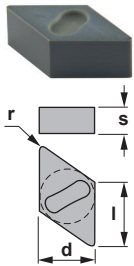
TIPUS DE MECANITZAT

- Continu
- ◐ Lleugerament interromput
- ⊕ Interromput

DISPONIBILITAT

- Article estàndard
- Consulteu disponibilitat

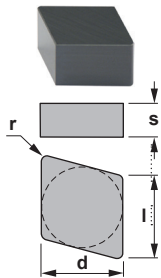
Material	Grade Qualitat	● Continuous Continu	◐ Slight interruption Lleugerament interromput	⊕ Interruption Interromput
K Cast iron Fosa	CC2	●	◐	⊕
	CX6	●	◐	⊕
	CW1	●	◐	⊕
S Heat-resistant alloys Aliatges termostresistents	CX9	●	◐	⊕
	CW1	●	◐	⊕
H Hard materials Materials tractats	CC7	●	◐	⊕



DNGX

55° rhombic negative insert.
Plaqueta ròmbica negativa 55°.

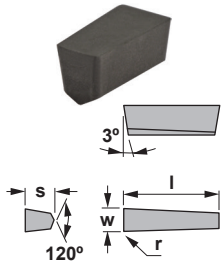
Reference / Referència	l	s	d	r	CX6	CX9	CC2	CC7	CW1
DNGX 120708	12,20	7,94	10,00	0,8	●				
DNGX 120712	12,20	7,94	10,00	1,2	●				
DNGX 120716	12,20	7,94	10,00	1,6	●				
DNGX 150708	15,50	7,94	12,70	0,8	●				
DNGX 150712	15,50	7,94	12,70	1,2	●	●			
DNGX 150716	15,50	7,94	12,70	1,6	●	●			



ENGN

75° rhombic negative insert.
Plaqueta ròmbica negativa 75°.

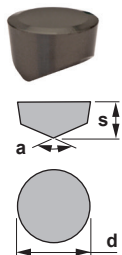
Reference / Referència	l	s	d	r	CX6	CX9	CC2	CC7	CW1
ENGN 130708	13,15	7,94	12,70	0,8			●		
ENGN 130712	13,15	7,94	12,70	1,2			●		
ENGN 130716	13,15	7,94	12,70	1,6			●		
ENGN 130720	13,15	7,94	12,70	2,0			●		



GWG

Positive insert.
Plaqueta positiva.


Reference / Referència	l	s	w	r	CX6	CX9	CC2	CC7	CW1
GWG 04 M	12,00	5,00	4,00	0,5	○				
GWG 05 M	12,00	5,00	5,00	0,8	○				
GWG 06 M	15,00	7,50	6,00	0,8	○				
GWG 07	15,00	7,50	7,00	0,8	○				
GWG 08	15,00	7,50	8,00	0,8	○				
GWG 10	15,00	7,50	10,00	0,8	○				



RCGX

Round positive insert.
Plaqueta rodona positiva.

Reference / Referència	s	d	a	CX6	CX9	CC2	CC7	CW1
RCGX 060700	7,94	6,35	120°			●		●
RCGX 090700	7,94	9,52	120°		●	●		●
RCGX 120700	7,94	12,70	120°		●	●		●
RCGX 151000	10,00	15,87	120°			●		●
RCGX 191000	10,00	19,05	120°		●	●		●
RCGX 251200	12,00	25,40	140°			●		



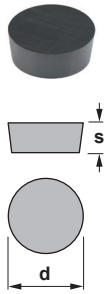
RNGN

Round negative insert.
Plaqueta rodona negativa.

Reference / Referència	s	d	CX6	CX9	CC2	CC7	CW1
RNGN 120400	4,76	12,70		●		●	●
RNGN 120700	7,94	12,70		●		●	●

Ceramic inserts Plaquetes de ceràmica

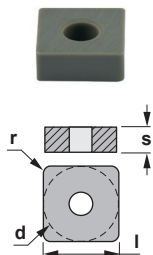
USE CLASSIFICATION ● Continuous ● Slight interruption ⊕ Interruption	TIPUS DE MECANITZAT ● Continu ● Lleugerament interromput ⊕ Interromput	Material	Grade Qualitat	●	●	⊕
				Continuous Continu	Slight interruption Lleugerament interromput	Interruption Interromput
● Standard item ○ Check availability	● Article estàndard ○ Consulteu disponibilitat	K Cast iron Fosa	CC2	●		
			CX6	●	●	●
			CW1	●	●	●
		S Heat-resistant alloys Aliatges termorresistents	CX9	●	●	●
			CW1	●	●	●
		H Hard materials Materials tractats	CC7	●		



RPGN

Round negative insert.
Plaqueta rodona negativa.

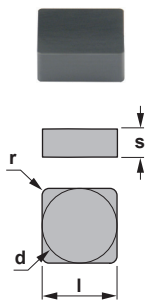
Reference / Referència	s	d	CX6	CX9	CC2	CC7	CW1
RPGN 060200	2,38	6,35		●			
RPGN 090300	3,18	9,52		●			
RPGN 120400	4,76	12,70		●			



SNGA

Square negative insert.
Plaqueta quadrada negativa.

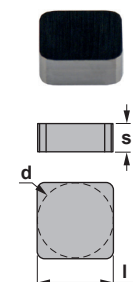
Reference / Referència	l	s	d	r	CX6	CX9	CC2	CC7	CW1
SNGA 120408	12,70	4,76	12,70	0,8				●	
SNGA 120412	12,70	4,76	12,70	1,2	●			●	
SNGA 120416	12,70	4,76	12,70	1,6	●			●	



SNGN

Square negative insert.
Plaqueta quadrada negativa.

Reference / Referència	l	s	d	r	CX6	CX9	CC2	CC7	CW1
SNGN 120404	12,70	4,76	12,70	0,4			●		
SNGN 120408	12,70	4,76	12,70	0,8			●		
SNGN 120412	12,70	4,76	12,70	1,2			●		
SNGN 120416	12,70	4,76	12,70	1,6			●		
SNGN 120420	12,70	4,76	12,70	2,0			○		
SNGN 120424	12,70	4,76	12,70	2,4			○		
SNGN 120708	12,70	7,94	12,70	0,8		●	●		●
SNGN 120712	12,70	7,94	12,70	1,2		●	●		●
SNGN 120716	12,70	7,94	12,70	1,6		●	●		●
SNGN 120720	12,70	7,94	12,70	2,0			○		



SNGN

Square negative insert.
Plaqueta quadrada negativa.

Reference / Referència	l	s	d	CX6	CX9	CC2	CC7	CW1
SNGN 1204ENT	12,70	4,76	12,70		●			



Ceramic inserts Plaquetes de ceràmica

USE CLASSIFICATION

- Continuous
- ◐ Slight interruption
- ⊕ Interruption

AVAILABILITY

- Standard item
- Check availability

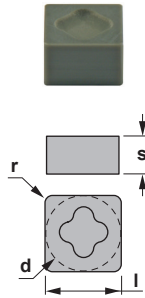
TIPUS DE MECANITZAT

- Continu
- ◐ Lleugerament interromput
- ⊕ Interromput

DISPONIBILITAT

- Article estàndard
- Consulteu disponibilitat

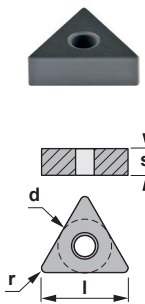
Material	Grade Qualitat	● Continuous Continu	◐ Slight interruption Lleugerament interromput	⊕ Interruption Interromput
K Cast iron Fosa	CC2	●	◐	⊕
	CX6	●	◐	⊕
	CW1	●	◐	⊕
S Heat-resistant alloys Aliatges termostresistents	CX9	●	◐	⊕
	CW1	●	◐	⊕
H Hard materials Materials tractats	CC7	●	◐	⊕



SNGX

Square negative insert.
Plaqueta quadrada negativa.

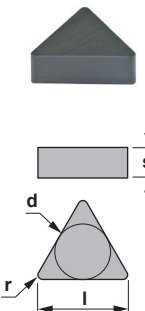
Reference / Referència	l	s	d	r	CX6	CX9	CC2	CC7	CW1
SNGX 120708	12,70	7,94	12,70	0,8	●				
SNGX 120712	12,70	7,94	12,70	1,2	●				
SNGX 120716	12,70	7,94	12,70	1,6	●				
SNGX 150708	15,87	7,94	15,87	0,8	○				
SNGX 150712	15,87	7,94	15,87	1,2	●	●			
SNGX 150716	15,87	7,94	15,87	1,6	●	●			



TNGA

Triangular negative insert.
Plaqueta triangular negativa.

Reference / Referència	l	s	d	r	CX6	CX9	CC2	CC7	CW1
TNGA 160404	16,50	4,76	9,52	0,4				●	
TNGA 160408	16,50	4,76	9,52	0,8				●	
TNGA 160412	16,50	4,76	9,52	1,2				●	
TNGA 160416	16,50	4,76	9,52	1,6				○	



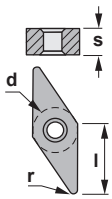

TNGN

Triangular negative insert.
Plaqueta triangular negativa.

Reference / Referència	l	s	d	r	CX6	CX9	CC2	CC7	CW1
TNGN 160408	16,50	4,76	9,52	0,8			●		
TNGN 160412	16,50	4,76	9,52	1,2			●		
TNGN 160416	16,50	4,76	9,52	1,6			●		
TNGN 160708	16,50	7,94	9,52	0,8			●		
TNGN 160712	16,50	7,94	9,52	1,2			○		

Ceramic inserts Plaquetes de ceràmica

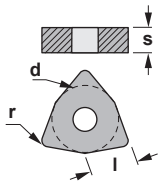

USE CLASSIFICATION ● Continuous ● Slight interruption ⊕ Interruption	TIPUS DE MECANITZAT ● Continu ● Lleugerament interromput ⊕ Interromput	Material	Grade Qualitat	● Continuous Continu			● Slight interruption Lleugerament interromput			⊕ Interruption Interromput				
● Standard item ○ Check availability	● Article estàndard ○ Consulteu disponibilitat	K Cast iron Fosa	CC2	●			●			⊕				
				S Heat-resistant alloys Aliatges termostresistents	CX6	●			●			⊕		
						CW1	●			●			⊕	
○	○	H Hard materials Materials tractats	CX9	●			●			⊕				
				CW1	●			●			⊕			
○	○	CC7	●			●			⊕					



VNGA

35° rhombic negative insert.
Plaqueta ròmbica negativa 35°.

Reference / Referència	l	s	d	r	CX6	CX9	CC2	CC7	CW1
VNGA 160404	16,50	4,76	9,52	0,4				●	
VNGA 160408	16,50	4,76	9,52	0,8				●	
VNGA 160412	16,50	4,76	9,52	1,2				●	



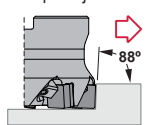
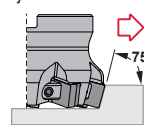
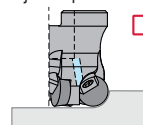
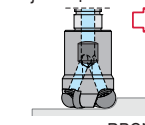
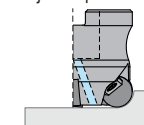
WNGA

80° trigon negative insert.
Plaqueta trigona negativa 80°.

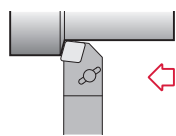
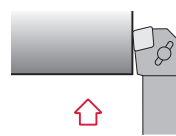
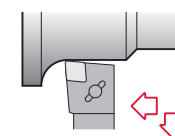
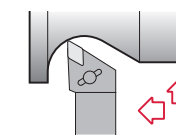
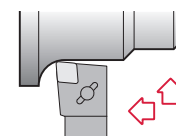
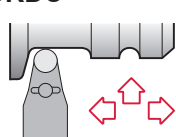
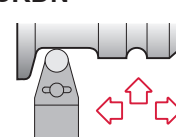
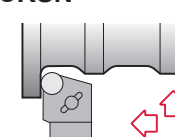
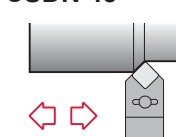
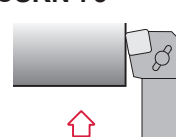
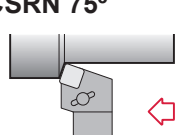
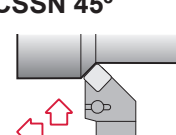
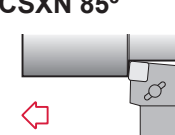
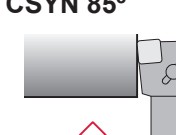
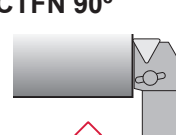
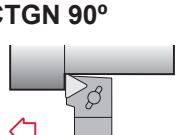
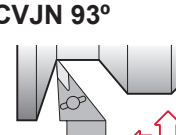
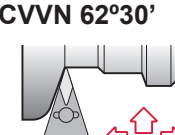
Reference / Referència	l	s	d	r	CX6	CX9	CC2	CC7	CW1
WNGA 080408	8,14	4,76	12,70	0,8	●			●	
WNGA 080412	8,14	4,76	12,70	1,2	●			●	



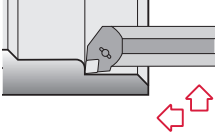
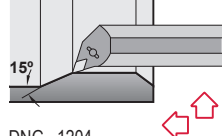
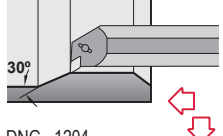
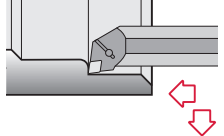
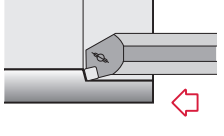
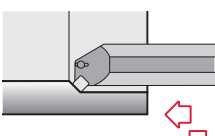
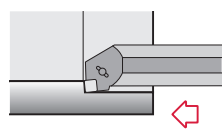
Ceramic milling cutters
Freses per plaquetes de ceràmica

<p>1242.90 88° Square and facing 88° Escarlat i planejat 88°</p>  <p>Page Pàgina D10 SN.. 1204..</p>	<p>1442.90 75° Facing 75° Planejat 75°</p>  <p>Page Pàgina D11 SN.. 1204..</p>	<p>5540.90 Facing and copying Planejat i copiat</p>  <p>Page Pàgina D12 RPGN 1204..</p>	<p>5540.06 Facing and copying Planejat i copiat</p>  <p>Page Pàgina D13 RPGN 1204..</p>	<p>5542.90 Facing and copying Planejat i copiat</p>  <p>Page Pàgina D14 RGN 1207..</p>
--	--	---	--	--

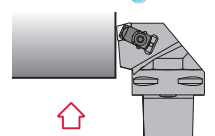
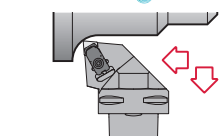
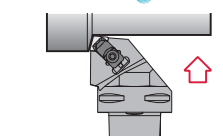
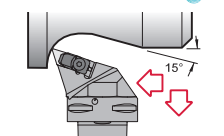
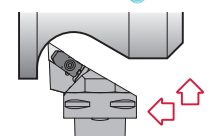
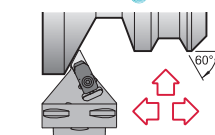
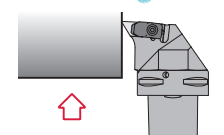
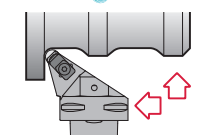
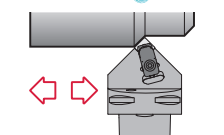
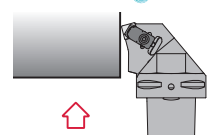
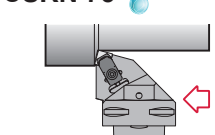
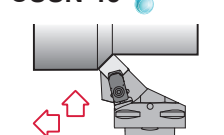
Toolholders
Portaeines


<p>CCBN 75°</p>  <p>Page Pàgina D16 CNG.. 1204.. CNG.. 1207.. CNG.. 1607..</p>	<p>CCKN 75°</p>  <p>Page Pàgina D17 CNG.. 1204.. CNG.. 1207..</p>	<p>CCLN 95°</p>  <p>Page Pàgina D18 CNG.. 1204.. CNG.. 1207.. CNG.. 1607..</p>	<p>CDJN 93°</p>  <p>Page Pàgina D19 DNG.. 1204.. DNG.. 1207.. DNG.. 1507..</p>	<p>CELN 97°30'</p>  <p>Page Pàgina D20 ENGN 1307..</p>
<p>CRDC</p>  <p>Page Pàgina D21 RCGX 0607.. RCGX 2512..</p>	<p>CRDN</p>  <p>Page Pàgina D22 RGN 1204.. RGN 2507..</p>	<p>CRSN</p>  <p>Page Pàgina D23 RGN 1204.. RGN 1207..</p>	<p>CSDN 45°</p>  <p>Page Pàgina D24 SNG.. 1204.. SNG.. 1207.. SNG.. 1507..</p>	<p>CSKN 75°</p>  <p>Page Pàgina D25 SNG.. 1204.. SNG.. 1207.. SNG.. 1507..</p>
<p>CSRN 75°</p>  <p>Page Pàgina D26 SNG.. 1204.. SNG.. 1207.. SNG.. 1507..</p>	<p>CSSN 45°</p>  <p>Page Pàgina D27 SNG.. 1204.. SNG.. 1207.. SNG.. 1507..</p>	<p>CSXN 85°</p>  <p>Page Pàgina D28 SNG.. 1204.. SNG.. 1207.. SNG.. 1507..</p>	<p>CSYN 85°</p>  <p>Page Pàgina D29 SNG.. 1204.. SNG.. 1207.. SNG.. 1507..</p>	<p>CTFN 90°</p>  <p>Page Pàgina D30 TNGN 1604.. TNGN 1607..</p>
<p>CTGN 90°</p>  <p>Page Pàgina D31 TNGN 1604.. TNGN 1607..</p>	<p>CVJN 93°</p>  <p>Page Pàgina D32 VNG.. 1604.. VNG.. 1607..</p>	<p>CVVN 62°30'</p>  <p>Page Pàgina D33 VNG.. 1604.. VNG.. 1607..</p>		

Boring bars
Barres de mandrinar

<p>CCLN 95°</p>  <p>Page CNG.. 1204.. Pàgina D34 CNG.. 1207..</p>	<p>CDQN 107°30'</p>  <p>DNG.. 1204.. DNG.. 1507..</p> <p>Page Pàgina D35</p>	<p>CDUN 93°</p>  <p>DNG.. 1204.. DNG.. 1507..</p> <p>Page Pàgina D36</p>	<p>CELN 97°30'</p>  <p>Page ENGN 1307.. Pàgina D37</p>	<p>CSKN 75°</p>  <p>Page SNG.. 1204.. Pàgina D38 SNG.. 1207..</p>
<p>CSSN 45°</p>  <p>SNG.. 1204.. SNG.. 1207.. SNG.. 1507..</p> <p>Page Pàgina D39</p>	<p>CSYN 85°</p>  <p>Page SNG.. 1204.. Pàgina D40 SNG.. 1207..</p>			

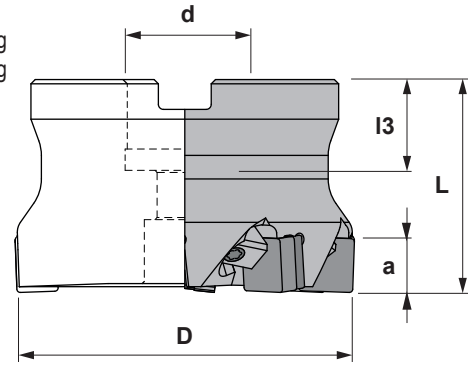
Top clamp ceramic PSC
PSC per plaquetes de ceràmica amb fixació per brida superior

<p>CCKN 75°</p>  <p>CNGN 1204.. CNGN 1907..</p> <p>Page Pàgina D42</p>	<p>CCLN 95°</p>  <p>CNGN 1204.. CNGN 1907..</p> <p>Page Pàgina D43</p>	<p>CCRN 75°</p>  <p>CNGN 1204.. CNGN 1907..</p> <p>Page Pàgina D44</p>	<p>CDHN 107°30'</p>  <p>Page DNGN 1507.. Pàgina D45</p>	<p>CDJN 93°</p>  <p>Page DNGN 1507.. Pàgina D46</p>
<p>CDNN 63°</p>  <p>DNGN 1507..</p> <p>Page Pàgina D47</p>	<p>CDUN 93°</p>  <p>Page DNGN 1507.. Pàgina D48</p>	<p>CRSN</p>  <p>Page RNGN 1204.. Pàgina D49 RNGN 1207..</p>	<p>CSDN 45°</p>  <p>SNGN 1204.. SNGN 1207..</p> <p>Page Pàgina D50</p>	<p>CSKN 75°</p>  <p>Page SNGN 1204.. Pàgina D51 SNGN 1207..</p>
<p>CSRN 75°</p>  <p>Page SNGN 1204.. Pàgina D52 SNGN 1207..</p>	<p>CSSN 45°</p>  <p>Page SNGN 1204.. Pàgina D53 SNGN 1207..</p>			



Characteristics:

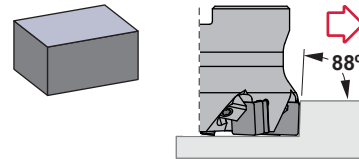
Negative milling cutter with 88° entering angle. Its strong inserts accept high cutting depths and high feed per teeth. First option for cast iron milling.



Característiques:

Fresa negativa amb angle d'incidència 88°. Les seves robustes plaquetes permeten grans profunditats de tall i un alt avanç per dent.

Primera opció per el fresat de fosa.



1242.90 88°

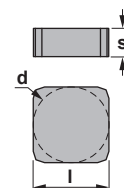
Reference Referència		D	L	I3	a	d	Insert size Mida plaqueta	
1242.90.063	6	63	50	22	12	27	SN.. 1204..	0,980
1242.90.080	8	80	50	22	12	27	SN.. 1204..	1,240
1242.90.100	10	100	50	25	12	32	SN.. 1204..	1,920
1242.90.125	12	125	63	29	12	40	SN.. 1204..	3,360

Reference Referència								Nm
1242.90.063	1630	3212	6226	1266	5515	-	912,10	3.0
1242.90.080	1630	3212	6226	1266	5515	-	912,12	3.0
1242.90.100	1630	3212	6226	1266	-	5615	912,16	3.0
1242.90.125	1630	3212	6226	1266	-	5615	-	3.0

SN..

Square negative inserts. Plaquetes quadrades negatives. D05

Reference / Ref.	l	s	d
SN.. 1204..	12,70	4,76	12,70




SNGN



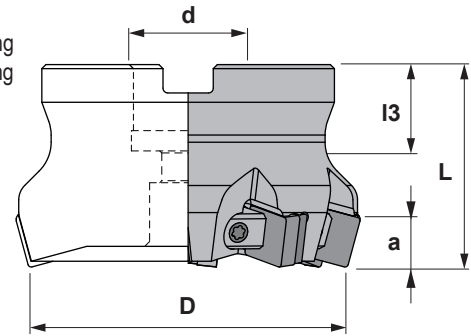
SNGN





Characteristics:

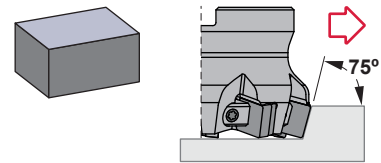
Negative milling cutter with 75° entering angle. Its strong inserts accept high cutting depths and high feed per teeth. First option for cast iron milling.



Característiques:

Fresa negativa amb angle d'incidència 75°. Les seves robustes plaquetes permeten grans profunditats de tall i un alt avanç per dent.

Primera opció per el fresat de fosa.



1442.90 75°

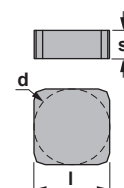
Reference Referència		D	L	I3	a	d	Insert size Mida plaqueta	
1442.90.063	6	63	50	22	11	27	SN.. 1204..	0,980
1442.90.080	8	80	50	22	11	27	SN.. 1204..	1,240
1442.90.100	10	100	50	25	11	32	SN.. 1204..	1,920
1442.90.125	12	125	63	29	11	40	SN.. 1204..	3,360

Reference Referència						Nm
1442.90.063	1630	3212	6226	1266	5515 -	3.0
1442.90.080	1630	3212	6226	1266	5515 -	3.0
1442.90.100	1630	3212	6226	1266	- 5615	3.0
1442.90.125	1630	3212	6226	1266	- 5615	3.0

SN..

Square negative inserts.
Plaquetes quadrades negatives. D05

Reference / Ref.	l	s	d
SN.. 1204..	12,70	4,76	12,70




SNGN



SNGN

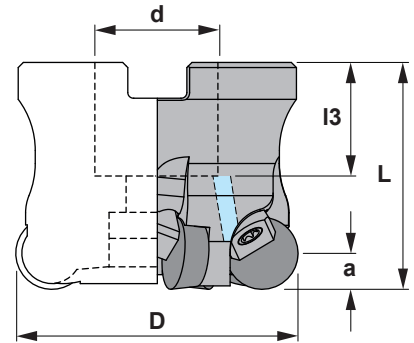




Characteristics:

Round insert cutter for slot milling, peripheral milling, ramp milling and drilling, pocket milling and copy milling.

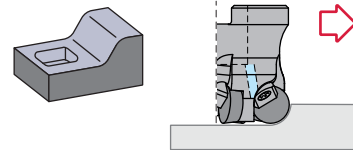
It can be used in only one pass (roughing and finishing).



Característiques:

Fresa de plaquetes rodones per el fresat de ranures, fresat perifèric, fresat i foradat en rampa, fresat de caixeres i copiat.

Es pot utilitzar en una sola passada (desbast i acabat).



5540.90

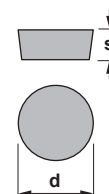
Reference Referència		D	L	l3	a	d	Insert size Mida plaqueta	
5540.90.040	4	40	40	18	6,35	16	RPGN 1204..	0,200
5540.90.050	5	50	40	20	6,35	22	RPGN 1204..	0,330

Reference Referència					Nm
5540.90.040	1058	6226	1166	5515	3.0
5540.90.050	912,10	6226	1166	5515	3.0

RPGN

Round negative insert. D05
Plaqueta rodona negativa.

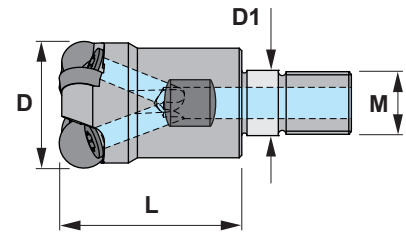
Reference / Ref.	s	d
RPGN 1204..	4,76	12,70





Characteristics:

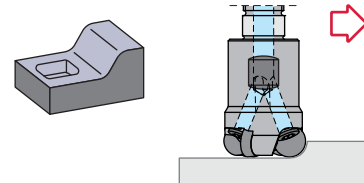
Round insert end mill for slot milling, peripheral milling, ramp milling and drilling, pocket milling and copy milling. It can be used in only one pass (roughing and finishing)



Característiques:

Fresa modular de plaquetes rodones per el fresat de ranures, fresat perifèric, fresat i foradat en rampa, fresat de caixeres i copiat.

Es pot utilitzar en una sola passada (desbast i acabat).



55²0.06

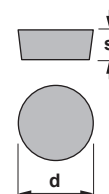
Reference Referència		L	M	D	D1	Insert size Mida plaqueta	
5520.06.016	2	23	M8	16	8,5	RPGN 0602..	0,030
5520.06.020	3	30	M10	20	10,5	RPGN 0602..	0,060
5530.06.025	3	35	M12	25	12,5	RPGN 0903..	0,100
5530.06.032	4	43	M16	32	16,5	RPGN 0903..	0,210
5540.06.032	3	43	M16	32	16,5	RPGN 1204..	0,220


Reference Referència			Nm
5520.06.016	1240	5515	3.0
5520.06.020	1240	5515	3.0
5530.06.025	1250	5520	4.0
5530.06.032	1250	5520	4.0
5540.06.032	1260	5525	5.0

RPGN

Round negative insert. D05
Plaqueta rodona negativa.

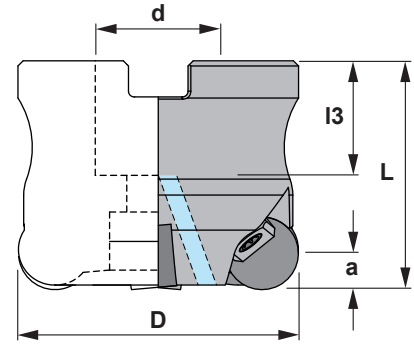
Reference / Ref.	s	d
RPGN 0602..	2,38	6,35
RPGN 0903..	3,18	9,52
RPGN 1204..	4,76	12,70





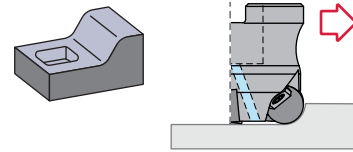
Characteristics:

Round negative insert cutter for slot milling, peripheral milling, ramp milling and drilling, pocket milling and copy milling. It can be used in only one pass (roughing and finishing).



Característiques:

Fresa de plaquetes rodones per el fresat de ranures, fresat perifèric, fresat i foradat en rampa, fresat de caixeres i copiat. Es pot utilitzar en una sola passada (desbast i acabat).



5542.90

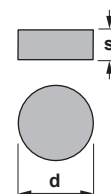
Reference Referència		D	L	I3	a	d	Insert size Mida plaqueta	
5542.90.050	4	50	40	20	6,35	22	RNGN 1207..	0,350
5542.90.063	5	63	50	20	6,35	22	RNGN 1207..	0,800
5542.90.080	7	80	50	22	6,35	27	RNGN 1207..	1,250

Reference Referència					Nm
5542.90.050	912,10	6226	1166	5515	3.0
5542.90.063	912,10	6226	1266	5515	3.0
5542.90.080	912,12	6226	1266	5515	3.0

RNGN

Round negative insert.
Plaqueta rodona negativa. D04

Reference / Ref.	s	d
RNGN 1207..	7,94	12,70



RNGN






Ceramic milling cutters

Ceramic inserts run faster than carbide inserts, so productivity is highly increased in high-temperature machining.

Freses per plaquetes de ceràmica

Les plaquetes de ceràmica treballen més ràpidament que les plaquetes de metall dur. D'aquesta manera s'incrementa la productivitat en el mecanitzat a altes temperatures.

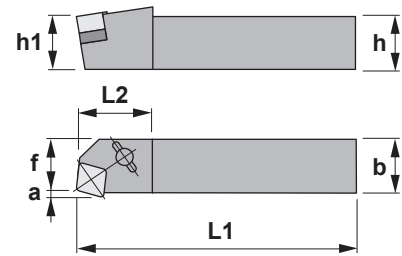




Characteristics:

Toolholder for external turning applications equipped with rhombic negative inserts (angle 80°).

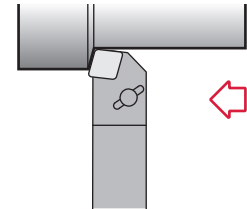
For general applications, roughing, semi-finishing and finishing.



Característiques:

Portaeines per operacions de tornejat exterior equipat amb plaqueta ròmbica negativa (angle 80°).

Per aplicacions generals, desbast, semiacabats i acabats.



CCBN 75°


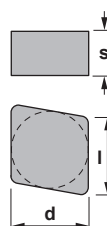
Reference Referència	h=h1	b	L1	L2	f	a	Insert size Mida plaqueta	Kg
CCBN R/L 2525 M12-4CD	25	25	150	34	22	3,10	CNGN 1204..	0,750
CCBN R/L 2525 M12-7CD	25	25	150	34	22	3,10	CNGN 1207..	0,750
CCBN R/L 3225 P12-4CD	32	25	170	34	22	3,10	CNGN 1204..	1,050
CCBN R/L 3225 P12-7CD	32	25	170	34	22	3,10	CNGN 1207..	1,050
CCBN R/L 2525 M16-CD	25	25	150	34	27	3,82	CNGN 1607..	0,750
CCBN R/L 3225 P16-CD	32	25	170	34	27	3,82	CNGN 1607..	1,050
CCBN R/L 2525 M12-4CX	25	25	150	34	22	3,10	CNGX 1204..	0,750
CCBN R/L 2525 M12-7CX	25	25	150	34	22	3,10	CNGX 1207..	0,750
CCBN R/L 3225 P12-4CX	32	25	170	34	22	3,10	CNGX 1204..	1,050
CCBN R/L 3225 P12-7CX	32	25	170	34	22	3,10	CNGX 1207..	1,050
CCBN R/L 2525 M16-CX	25	25	150	34	27	3,82	CNGX 1607..	0,750
CCBN R/L 3225 P16-CX	32	25	170	34	27	3,82	CNGX 1607..	1,050

Reference Referència							Nm
CCBN R/L 2525 M12-4CD	ICSN 454	1160	9414	2417	-	5004	3.5
CCBN R/L 2525 M12-7CD	ICSN 434	1160	9414	2417	-	5004	3.5
CCBN R/L 3225 P12-4CD	ICSN 454	1160	9414	2417	-	5004	3.5
CCBN R/L 3225 P12-7CD	ICSN 434	1160	9414	2417	-	5004	3.5
CCBN R/L 2525 M16-CD	ICSN 533	1180	9414	2417	-	5004	3.5
CCBN R/L 3225 P16-CD	ICSN 533	1180	9414	2417	-	5004	3.5
CCBN R/L 2525 M12-4CX	ICSN 454	1160	-	-	2471	5004	3.5
CCBN R/L 2525 M12-7CX	ICSN 434	1160	-	-	2471	5004	3.5
CCBN R/L 3225 P12-4CX	ICSN 454	1160	-	-	2471	5004	3.5
CCBN R/L 3225 P12-7CX	ICSN 434	1160	-	-	2471	5004	3.5
CCBN R/L 2525 M16-CX	ICSN 533	1180	-	-	2415	5004	3.5
CCBN R/L 3225 P16-CX	ICSN 533	1180	-	-	2415	5004	3.5

CNG..

80° rhombic negative inserts. D03
Plaquetes ròmbiques negatives 80°.

Reference / Ref.	l	s	d
CNG.. 1204..	12,90	4,76	12,70
CNG.. 1207..	12,90	7,94	12,70
CNG.. 1607..	16,10	7,94	15,88




CNGN



CNGX

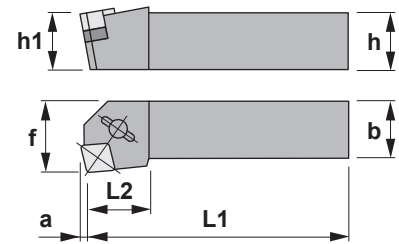




Characteristics:

Toolholder for face turning applications equipped with rhombic negative inserts (angle 80°).

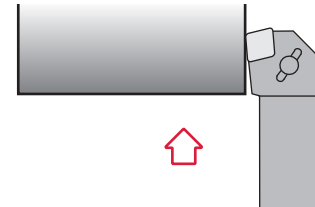
For general applications, roughing, semi-finishing and finishing.



Característiques:

Portaeines per refrentar equipat amb plaqueta ròmbica negativa (angle 80°).

Per aplicacions generals, desbast, semiacabat i acabat.



CCKN 75°

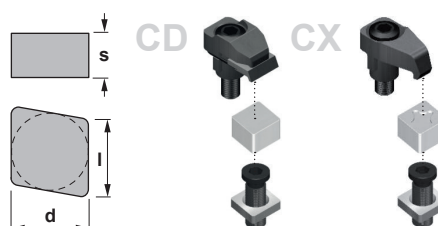
Reference Referència	h=h1	b	L1	L2	f	a	Insert size Mida plaqueta	Kg
CCKN R/L 2525 M12-4CD	25	25	150	29	32	3,10	CNGN 1204..	0,750
CCKN R/L 2525 M12-7CD	25	25	150	29	32	3,10	CNGN 1207..	0,750
CCKN R/L 3225 P12-4CD	32	25	170	29	32	3,10	CNGN 1204..	1,050
CCKN R/L 3225 P12-7CD	32	25	170	29	32	3,10	CNGN 1207..	1,050
CCKN R/L 2525 M12-4CX	25	25	150	29	32	3,10	CNGX 1204..	0,750
CCKN R/L 2525 M12-7CX	25	25	150	29	32	3,10	CNGX 1207..	0,750
CCKN R/L 3225 P12-4CX	32	25	170	29	32	3,10	CNGX 1204..	1,050
CCKN R/L 3225 P12-7CX	32	25	170	29	32	3,10	CNGX 1207..	1,050

Reference Referència							Nm
CCKN R/L 2525 M12-4CD	ICSN 454	1160	9414	2417	-	5004	3.5
CCKN R/L 2525 M12-7CD	ICSN 434	1160	9414	2417	-	5004	3.5
CCKN R/L 3225 P12-4CD	ICSN 454	1160	9414	2417	-	5004	3.5
CCKN R/L 3225 P12-7CD	ICSN 434	1160	9414	2417	-	5004	3.5
CCKN R/L 2525 M12-4CX	ICSN 454	1160	-	-	2471	5004	3.5
CCKN R/L 2525 M12-7CX	ICSN 434	1160	-	-	2471	5004	3.5
CCKN R/L 3225 P12-4CX	ICSN 454	1160	-	-	2471	5004	3.5
CCKN R/L 3225 P12-7CX	ICSN 434	1160	-	-	2471	5004	3.5

CNG..

80° rhombic negative inserts.
Plaquetes ròmbiques negatives 80°. D03

Reference / Ref.	l	s	d
CNG.. 1204..	12,90	4,76	12,70
CNG.. 1207..	12,90	7,94	12,70



CNGN



CNGX

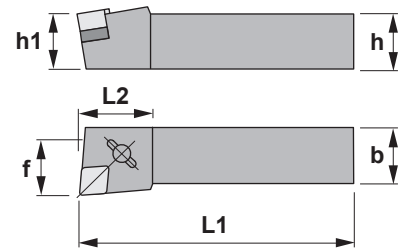




Characteristics:

Multipurpose toolholder equipped with rhombic negative double-sided insert (angle 80°).

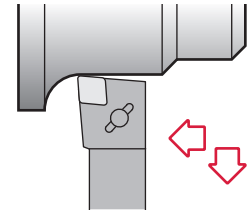
For general applications, roughing, semi-finishing and finishing.



Característiques:

Portaeines multifunció equipat amb plaqueta ròmbica negativa de doble cara (angle 80°).

Per aplicacions generals, desbast, semiacabat i acabat.



CCLN 95°


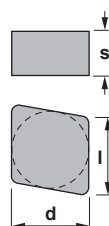
Reference Referència	h=h1	b	L1	L2	f	Insert size Mida plaqueta	Kg
CCLN R/L 2525 M12-4CD	25	25	150	34	32	CNGN 1204..	0,750
CCLN R/L 2525 M12-7CD	25	25	150	34	32	CNGN 1207..	0,750
CCLN R/L 3225 P12-4CD	32	25	170	34	32	CNGN 1204..	1,050
CCLN R/L 3225 P12-7CD	32	25	170	34	32	CNGN 1207..	1,050
CCLN R/L 2525 M16-CD	25	25	150	34	32	CNGN 1607..	0,750
CCLN R/L 3225 P16-CD	32	25	170	38	32	CNGN 1607..	1,050
CCLN R/L 2525 M12-4CX	25	25	150	34	32	CNGX 1204..	0,750
CCLN R/L 2525 M12-7CX	25	25	150	34	32	CNGX 1207..	0,750
CCLN R/L 3225 P12-4CX	32	25	170	34	32	CNGX 1204..	1,050
CCLN R/L 3225 P12-7CX	32	25	170	34	32	CNGX 1207..	1,050
CCLN R/L 2525 M16-CX	25	25	150	34	32	CNGX 1607..	0,750
CCLN R/L 3225 P16-CX	32	25	170	38	32	CNGX 1607..	1,050

Reference Referència								Nm
CCLN R/L 2525 M12-4CD	ICSN 454	1160	9414	2417	-	-	5004	3.5
CCLN R/L 2525 M12-7CD	ICSN 434	1160	9414	2417	-	-	5004	3.5
CCLN R/L 3225 P12-4CD	ICSN 454	1160	9414	2417	-	-	5004	3.5
CCLN R/L 3225 P12-7CD	ICSN 434	1160	9414	2417	-	-	5004	3.5
CCLN R/L 2525 M16-CD	ICSN 533	1180	9414	2417	-	-	5004	3.5
CCLN R/L 3225 P16-CD	ICSN 533	1180	9414	2417	-	-	5004	3.5
CCLN R/L 2525 M12-4CX	ICSN 454	1160	-	-	2415	-	5004	3.5
CCLN R/L 2525 M12-7CX	ICSN 434	1160	-	-	2415	-	5004	3.5
CCLN R/L 3225 P12-4CX	ICSN 454	1160	-	-	2415	-	5004	3.5
CCLN R/L 3225 P12-7CX	ICSN 434	1160	-	-	2415	-	5004	3.5
CCLN R/L 2525 M16-CX	ICSN 533	1180	-	-	2432	-	5004	3.5
CCLN R/L 3225 P16-CX	ICSN 533	1180	-	-	2432	-	5004	3.5

CNG..

80° rhombic negative inserts.
Plaquetes ròmbiques negatives 80°. D03

Reference / Ref.	l	s	d
CNG.. 1204..	12,90	4,76	12,70
CNG.. 1207..	12,90	7,94	12,70
CNG.. 1607..	16,10	7,94	15,88



CNGN



CNGX

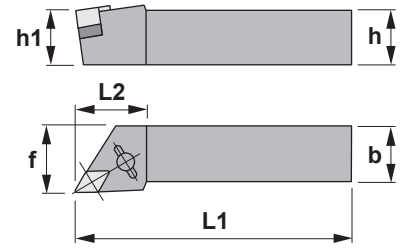




Characteristics:

Turning and profiling toolholder equipped with rhombic negative double-sided insert (angle 55°).

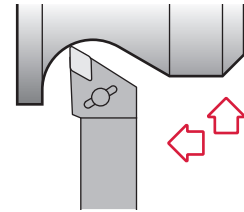
For general applications, roughing, semi-finishing and finishing.



Característiques:

Portaeines de tornejat exterior i copiat equipat amb plaqueta ròmbica negativa (angle 55°).

Per aplicacions generals, desbast, semiacabat i acabat.



CDJN 93°


Reference Referència	h=h1	b	L1	L2	f	Insert size Mida plaqueta	Kg
CDJN R/L 2525 M12-4CD	25	25	150	34	32	DNGN 1204..	0,750
CDJN R/L 2525 M12-7CD	25	25	150	34	32	DNGN 1207..	0,750
CDJN R/L 3225 P12-4CD	32	25	170	34	32	DNGN 1204..	1,050
CDJN R/L 3225 P12-7CD	32	25	170	34	32	DNGN 1207..	1,050
CDJN R/L 2525 M15-CD	25	25	150	38	32	DNGN 1507..	0,750
CDJN R/L 3225 P15-CD	32	25	170	38	32	DNGN 1507..	1,050
CDJN R/L 2525 M12-4CX	25	25	150	34	32	DNGX 1204..	0,750
CDJN R/L 2525 M12-7CX	25	25	150	34	32	DNGX 1207..	0,750
CDJN R/L 3225 P12-4CX	32	25	170	34	32	DNGX 1204..	1,050
CDJN R/L 3225 P12-7CX	32	25	170	34	32	DNGX 1207..	1,050
CDJN R/L 2525 M15-CX	25	25	150	38	32	DNGX 1507..	0,750
CDJN R/L 3225 P15-CX	32	25	170	38	32	DNGX 1507..	1,050

Reference Referència								Nm
CDJN R/L 2525 M12-4CD	IDSN 354	1150	9416	2413	-	5004	-	3.5
CDJN R/L 2525 M12-7CD	IDSN 334	1150	9416	2413	-	5004	-	3.5
CDJN R/L 3225 P12-4CD	IDSN 354	1150	9416	2413	-	5004	-	3.5
CDJN R/L 3225 P12-7CD	IDSN 334	1150	9416	2413	-	5004	-	3.5
CDJN R/L 2525 M15-CD	IDSN 434	1160	9416	2417	-	5004	-	3.5
CDJN R/L 3225 P15-CD	IDSN 434	1160	9416	2417	-	5004	-	3.5
CDJN R/L 2525 M12-4CX	IDSN 354	1150	-	-	2415	5004	-	3.5
CDJN R/L 2525 M12-7CX	IDSN 334	1150	-	-	2415	5004	-	3.5
CDJN R/L 3225 P12-4CX	IDSN 354	1150	-	-	2415	5004	-	3.5
CDJN R/L 3225 P12-7CX	IDSN 334	1150	-	-	2415	5004	-	3.5
CDJN R/L 2525 M15-CX	IDSN 434	1160	-	-	2432	5004	-	3.5
CDJN R/L 3225 P15-CX	IDSN 434	1160	-	-	2432	5004	-	3.5


DNG..

55° rhombic negative inserts.
Plaquetes ròmbiques negatives 55°. D03-04


Reference / Ref.	l	s	d
DNG.. 1204..	12,20	4,76	10,00
DNG.. 1207..	12,20	7,94	10,00
DNG.. 1507..	15,50	7,94	12,70




DNGN



DNGX

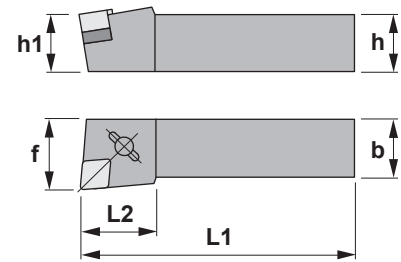




Characteristics:

Multipurpose toolholder equipped with rhombic negative double-sided insert (angle 75°).

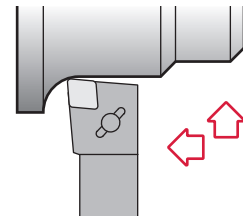
For general applications, roughing, semi-finishing and finishing.



Característiques:

Portaeines multifunció equipat amb plaqueta ròmbica negativa de doble cara (angle 75°).

Per aplicacions generals, desbast, semiacabat i acabat.



CELN 97°30'

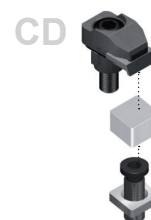
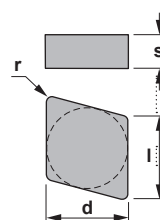
Reference Referència	h=h1	b	L1	L2	f	Insert size Mida plaqueta	Kg
CELN R/L 2020 K13-CD	20	20	125	34	25	ENGN 1307..	0,400
CELN R/L 2525 M13-CD	25	25	150	34	32	ENGN 1307..	0,750
CELN R/L 3225 P13-CD	32	25	170	34	32	ENGN 1307..	1,050

Reference Referència						Nm
CELN R/L 2020 K13-CD	IESN 432	1161	9414	2417	5004	3.5
CELN R/L 2525 M13-CD	IESN 432	1160	9414	2417	5004	3.5
CELN R/L 3225 P13-CD	IESN 432	1160	9414	2417	5004	3.5

ENGN


75° rhombic negative insert.
Plaqueta ròmbica negativa 75°.

Reference / Ref.	l	s	d
ENGN 1307..	13,12	7,94	12,70

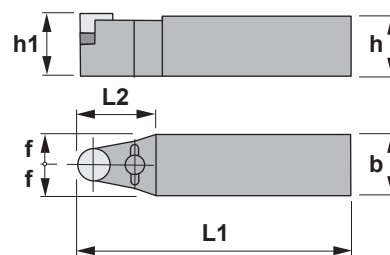


ENGN

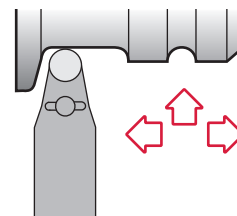




Characteristics:
Profiling toolholder equipped with round positive insert.
For general applications, roughing, semi-finishing and finishing.



Característiques:
Portaïnes de copiat equipat amb plaqueta rodona positiva.
Per aplicacions generals, desbast, semiacabat i acabat.



CRDC

Reference Referència	h=h1	b	L1	L2	f	Insert size Mida plaqueta	kg
CRDC N 2525 M06	25	25	150	28	12,5	RCGX 0607..	0,750
CRDC N 2525 M09	25	25	150	20	12,5	RCGX 0907..	0,750
CRDC N 3225 P09	32	25	170	20	12,5	RCGX 0907..	0,750
CRDC N 2525 M12	25	25	150	25	12,5	RCGX 1207..	0,750
CRDC N 3225 P12	32	25	170	25	12,5	RCGX 1207..	1,050
CRDC N 2525 M15	25	25	150	30	12,5	RCGX 1510..	0,750
CRDC N 3225 P15	32	25	170	30	12,5	RCGX 1510..	1,050
CRDC N 3225 P19	32	25	170	42	12,5	RCGX 1910..	1,050
CRDC N 3232 P19	32	32	170	42	16,0	RCGX 1910..	1,300
CRDC N 3232 P25	32	32	170	45	16,0	RCGX 2512..	1,300

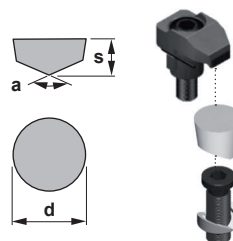
Reference Referència											Nm
CRDC N 2525 M06	3806	-	-	1392	2120	1335	-	5515	3807	3808	3.0
CRDC N 2525 M09	3849	-	-	1335	2121	1250	-	5520	-	-	4.0
CRDC N 3225 P09	3849	-	-	1335	2121	1250	-	5520	-	-	4.0
CRDC N 2525 M12	3852	-	-	1350	2122	1260	-	5525	-	-	5.0
CRDC N 3225 P12	3852	-	-	1350	2122	1260	-	5525	-	-	5.0
CRDC N 2525 M15	-	3817	-	1230 (2)	2414	-	5004	-	-	-	3.5
CRDC N 3225 P15	-	3817	-	1230 (2)	2414	-	5004	-	-	-	3.5
CRDC N 3225 P19	-	3819	-	1230 (2)	2414	-	5004	-	-	-	3.5
CRDC N 3232 P19	-	3819	-	1230 (2)	2414	-	5004	-	-	-	3.5
CRDC N 3232 P25	-	3835	9414	1230 (2)	2417	-	5004	-	-	-	3.5

RCGX 0606.. RCGX 0604..
inserts inserts
plaquetes plaquetes

RCGX

Round positive insert with 7° clearance.
Plaqueta rodona positiva amb 7° incidència. D04

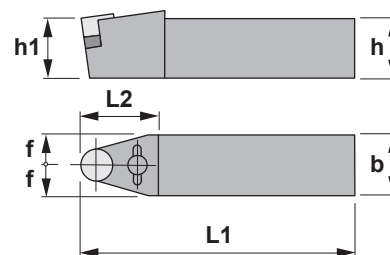
Reference / Ref.	a	s	d
RCGX 0607..	120°	7,94	6,35
RCGX 0907..	120°	7,94	9,52
RCGX 1207..	120°	7,94	12,70
RCGX 1510..	120°	10,00	15,87
RCGX 1910..	120°	10,00	19,05
RCGX 1910..	120°	10,00	19,05
RCGX 2512..	140°	12,00	25,40





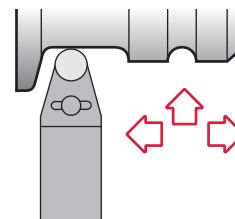
Characteristics:

Profiling multipurpose turning toolholder equipped with round negative inserts. For general applications, roughing, semi-finishing and finishing.



Característiques:

Portaeines multifunció de copiat equipat amb plaqueta rodona negativa. Per aplicacions generals, desbast, semiacabat i acabat.



CRDN

Reference Referència	h=h1	b	L1	L2	f	Insert size Mida plaqueta	Kg
CRDN N 2525 M12-4CD	25	25	150	34	12,5	RNGN 1204..	0,750
CRDN N 2525 M12-7CD	25	25	150	34	12,5	RNGN 1207..	0,750
CRDN N 3225 P12-4CD	32	25	170	34	12,5	RNGN 1204..	1,050
CRDN N 3225 P12-7CD	32	25	170	34	12,5	RNGN 1207..	1,050
CRDN N 2525 M15-7CD	25	25	150	34	12,5	RNGN 1507..	0,750
CRDN N 3225 P15-7CD	32	25	170	42	12,5	RNGN 1507..	1,050
CRDN N 3225 P19-7CD	32	25	170	42	12,5	RNGN 1907..	1,050
CRDN N 3232 P25-7CD	32	32	170	42	16,0	RNGN 2507..	1,300

Reference Referència						Nm
CRDN N 2525 M12-4CD	IRSN 45	1160	2413	9414	5004	3.5
CRDN N 2525 M12-7CD	IRSN 43	1160	2413	9414	5004	3.5
CRDN N 3225 P12-4CD	IRSN 45	1160	2413	9414	5004	3.5
CRDN N 3225 P12-7CD	IRSN 43	1160	2413	9414	5004	3.5
CRDN N 2525 M15-7CD	IRSN 53	1180	2417	9414	5004	3.5
CRDN N 3225 P15-7CD	IRSN 53	1180	2417	9414	5004	3.5
CRDN N 3225 P19-7CD	3919	1182	2417	9414	5004	3.5
CRDN N 3232 P25-7CD	3925	1192	2417	9414	5004	3.5

RNGN

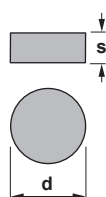
Round negative insert.
Plaqueta rodona negativa. D04

Reference / Ref.

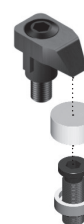
s

d

RNGN 1204..	4,76	12,70
RNGN 1207..	7,94	12,70
RNGN 1507..	7,94	15,88
RNGN 1907..	7,94	19,05
RNGN 2507..	7,94	25,40



CD

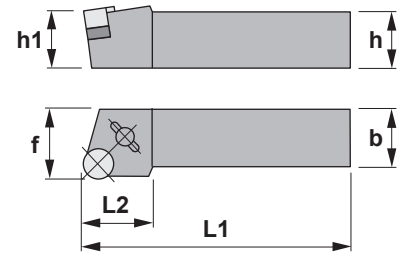


RNGN

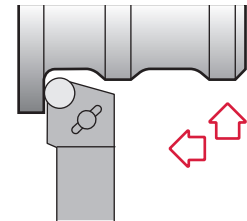




Characteristics:
Profiling multipurpose turning toolholder equipped with round negative inserts.
For general applications, roughing, semi-finishing and finishing.



Característiques:
Portaeines multifunció de copiat equipat amb plaqueta rodona negativa.
Per aplicacions generals, desbast, semiacabat i acabat.



CRSN

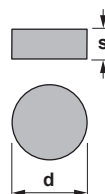
Reference Referència	h=h1	b	L1	L2	f	Insert size Mida plaqueta	
CRSN R/L 2525 M12-4CD	25	25	150	34	32	RNGN 1204..	0,750
CRSN R/L 2525 M12-7CD	25	25	150	34	32	RNGN 1207..	0,750
CRSN R/L 3225 P12-4CD	32	25	170	34	32	RNGN 1204..	1,050
CRSN R/L 3225 P12-7CD	32	25	170	34	32	RNGN 1207..	1,050

Reference Referència						Nm
CRSN R/L 2525 M12-4CD	IRSN 45	1160	2413	9414	5004	3.5
CRSN R/L 2525 M12-7CD	IRSN 43	1160	2413	9414	5004	3.5
CRSN R/L 3225 P12-4CD	IRSN 45	1160	2413	9414	5004	3.5
CRSN R/L 3225 P12-7CD	IRSN 43	1160	2413	9414	5004	3.5

RNGN

Round negative insert.
Plaqueta rodona negativa. D04

Reference / Ref.	s	d
RNGN 1204..	4,76	12,70
RNGN 1207..	7,94	12,70



RNGN

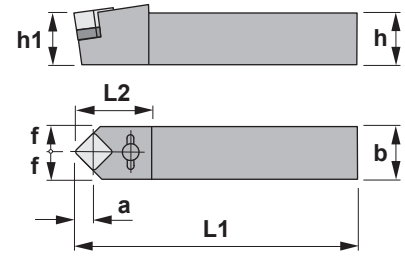




Characteristics:

Toolholder for external turning and chamfering applications equipped with square negative inserts.

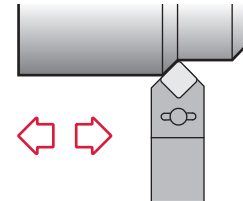
For general applications, roughing, semi-finishing and finishing.



Característiques:

Portaeines de tornejat exterior i aixamfranat equipat amb plaqueta quadrada negativa.

Per aplicacions generals, desbast, semiacabat i acabat.



CSDN 45°

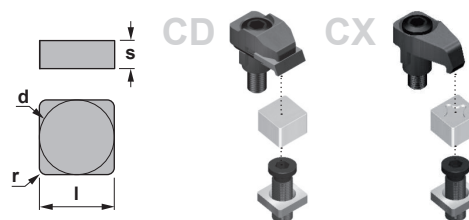
Reference Referència	h=h1	b	L1	L2	f	a	Insert size Mida plaqueta	⚖️
CSDN N 2525 M12-4CD	25	25	150	42	12,5	8,32	SNGN 1204..	0,750
CSDN N 2525 M12-7CD	25	25	150	42	12,5	8,32	SNGN 1207..	0,750
CSDN N 3225 P12-4CD	32	25	170	42	12,5	8,32	SNGN 1204..	1,050
CSDN N 3225 P12-7CD	32	25	170	42	12,5	10,23	SNGN 1207..	1,050
CSDN N 2525 M15-CD	25	25	150	42	12,5	8,32	SNGN 1507..	0,750
CSDN N 3225 P15-CD	32	25	170	42	12,5	10,23	SNGN 1507..	1,050
CSDN N 2525 M12-4CX	25	25	150	42	12,5	8,32	SNGX 1204..	0,750
CSDN N 2525 M12-7CX	25	25	150	42	12,5	8,32	SNGX 1207..	0,750
CSDN N 3225 P12-4CX	32	25	170	42	12,5	8,32	SNGX 1204..	1,050
CSDN N 3225 P12-7CX	32	25	170	42	12,5	8,32	SNGX 1207..	1,050
CSDN N 2525 M15-CX	25	25	150	42	12,5	10,23	SNGX 1507..	0,750
CSDN N 3225 P15-CX	32	25	170	42	12,5	10,23	SNGX 1507..	1,050

Reference Referència							Nm
CSDN N 2525 M12-4CD	ISSN 454	1160	9414	2417	-	5004	3.5
CSDN N 2525 M12-7CD	ISSN 434	1160	9414	2417	-	5004	3.5
CSDN N 3225 P12-4CD	ISSN 454	1160	9414	2417	-	5004	3.5
CSDN N 3225 P12-7CD	ISSN 434	1160	9414	2417	-	5004	3.5
CSDN N 2525 M15-CD	ISSN 534	1180	9414	2417	-	5004	3.5
CSDN N 3225 P15-CD	ISSN 534	1180	9414	2417	-	5004	3.5
CSDN N 2525 M12-4CX	ISSN 454	1160	-	-	2415	5004	3.5
CSDN N 2525 M12-7CX	ISSN 434	1160	-	-	2415	5004	3.5
CSDN N 3225 P12-4CX	ISSN 454	1160	-	-	2415	5004	3.5
CSDN N 3225 P12-7CX	ISSN 434	1160	-	-	2415	5004	3.5
CSDN N 2525 M15-CX	ISSN 534	1180	-	-	2415	5004	3.5
CSDN N 3225 P15-CX	ISSN 534	1180	-	-	2415	5004	3.5

SNG..

Square negative inserts.
Plaquetes quadrades negatives. D05-06

Reference / Ref.	l	s	d
SNG.. 1204..	12,70	4,76	12,70
SNG.. 1207..	12,70	7,94	12,70
SNG.. 1507..	15,87	7,94	15,87




SNGN



SNGX

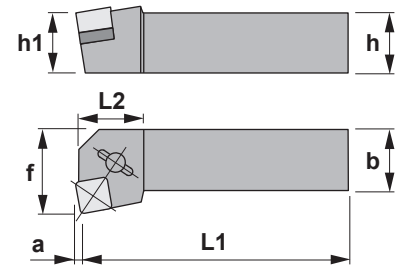




Characteristics:

Toolholder for face turning applications equipped with square negative inserts and strong cutting edges.

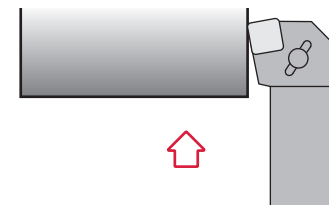
For general applications, roughing, semi-finishing and finishing.



Característiques:

Portaeines per aplicacions de refrentat equipat amb plaqueta quadrada negativa amb arestes de tall reforçades.

Per aplicacions generals, desbast, semiacabat i acabat.



CSKN 75°

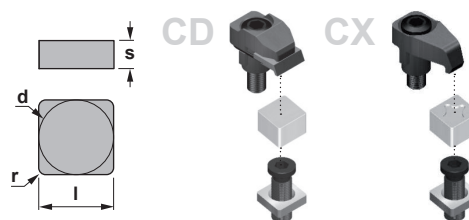
Reference Referència	h=h1	b	L1	L2	f	a	Insert size Mida plaqueta	KG
CSKN R/L 2525 M12-4CD	25	25	150	34	32	3,06	SNGN 1204..	0,750
CSKN R/L 2525 M12-7CD	25	25	150	34	32	3,06	SNGN 1207..	0,750
CSKN R/L 3225 P12-4CD	32	25	170	34	32	3,06	SNGN 1204..	1,050
CSKN R/L 3225 P12-7CD	32	25	170	34	32	3,06	SNGN 1207..	1,050
CSKN R/L 2525 M15-CD	25	25	150	34	32	3,77	SNGN 1507..	0,750
CSKN R/L 3225 P15-CD	32	25	170	34	32	3,77	SNGN 1507..	1,050
CSKN R/L 2525 M12-4CX	25	25	150	34	32	3,06	SNGX 1204..	0,750
CSKN R/L 2525 M12-7CX	25	25	150	34	32	3,06	SNGX 1207..	0,750
CSKN R/L 3225 P12-4CX	32	25	170	34	32	3,06	SNGX 1207..	1,050
CSKN R/L 3225 P12-7CX	32	25	170	34	32	3,06	SNGX 1207..	1,050
CSKN R/L 2525 M15-CX	25	25	150	34	32	3,77	SNGX 1507..	0,750
CSKN R/L 3225 P15-CX	32	25	170	34	32	3,77	SNGX 1507..	1,050
CSKN R/L 4040 P15-CX	40	40	170	34	50	3,77	SNGX 1507..	1,300

Reference Referència								Nm
CSKN R/L 2525 M12-4CD	ISSN 454	1160	9414	2417	-	5004		3.5
CSKN R/L 2525 M12-7CD	ISSN 434	1160	9414	2417	-	5004		3.5
CSKN R/L 3225 P12-4CD	ISSN 454	1160	9414	2417	-	5004		3.5
CSKN R/L 3225 P12-7CD	ISSN 434	1160	9414	2417	-	5004		3.5
CSKN R/L 2525 M15-CD	ISSN 534	1180	9414	2417	-	5004		3.5
CSKN R/L 3225 P15-CD	ISSN 534	1180	9414	2417	-	5004		3.5
CSKN R/L 2525 M12-4CX	ISSN 454	1160	-	-	2415	5004		3.5
CSKN R/L 2525 M12-7CX	ISSN 434	1160	-	-	2415	5004		3.5
CSKN R/L 3225 P12-4CX	ISSN 454	1160	-	-	2415	5004		3.5
CSKN R/L 3225 P12-7CX	ISSN 434	1160	-	-	2415	5004		3.5
CSKN R/L 2525 M15-CX	ISSN 534	1180	-	-	2415	5004		3.5
CSKN R/L 3225 P15-CX	ISSN 534	1180	-	-	2415	5004		3.5
CSKN R/L 4040 P15-CX	ISSN 534	1180	-	-	2415	5004		3.5

SNG..

Square negative inserts.
Plaquetes quadrades negatives. D05-06

Reference / Ref.	l	s	d
SNG.. 1204..	12,70	4,76	12,70
SNG.. 1207..	12,70	7,94	12,70
SNG.. 1507..	15,87	7,94	15,87



SNGN

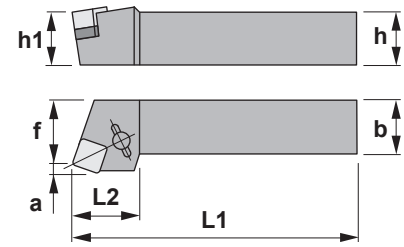


SNGX

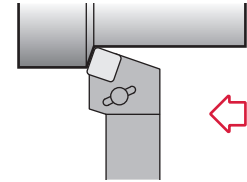




Characteristics:
Toolholder for external turning applications equipped with square negative inserts.
For general applications, roughing, semi-finishing and finishing.



Característiques:
Portaeines per aplicacions de tornejat exterior equipat amb plaqueta quadrada negativa.
Per aplicacions generals, desbast, semiacabat i acabat.



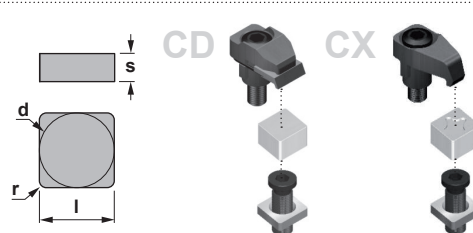
CSRN 75°


Reference Referència	h=h1	b	L1	L2	f	a	Insert size Mida plaqueta	kg
CSRN R/L 2525 M12-4CD	25	25	150	34	27	3,06	SNGN 1204..	0,750
CSRN R/L 2525 M12-7CD	25	25	150	34	27	3,06	SNGN 1207..	0,750
CSRN R/L 3225 P12-4CD	32	25	170	34	27	3,06	SNGN 1204..	1,050
CSRN R/L 3225 P12-7CD	32	25	170	34	27	3,06	SNGN 1207..	1,050
CSRN R/L 2525 M15-CD	25	25	150	34	27	3,77	SNGN 1507..	0,750
CSRN R/L 3225 P15-CD	32	25	170	38	27	3,77	SNGN 1507..	1,050
CSRN R/L 3232 P19-CD	32	32	170	42	35	4,50	SNGN 1907..	1,150
CSRN R/L 4040 P19-CD	40	40	170	42	43	4,50	SNGN 1907..	1,300
CSRN R/L 2525 M12-4CX	25	25	150	34	27	3,06	SNGX 1204..	0,750
CSRN R/L 2525 M12-7CX	25	25	150	34	27	3,06	SNGX 1207..	0,750
CSRN R/L 3225 P12-4CX	32	25	170	34	27	3,06	SNGX 1204..	1,050
CSRN R/L 3225 P12-7CX	32	25	170	34	27	3,06	SNGX 1207..	1,050
CSRN R/L 2525 M15-CX	25	25	150	34	27	3,77	SNGX 1507..	0,750
CSRN R/L 3225 P15-CX	32	25	170	38	27	3,77	SNGX 1507..	1,050

Reference Referència							Nm
CSRN R/L 2525 M12-4CD	ISSN 454	1160	9414	2417	-	5004	3.5
CSRN R/L 2525 M12-7CD	ISSN 434	1160	9414	2417	-	5004	3.5
CSRN R/L 3225 P12-4CD	ISSN 454	1160	9414	2417	-	5004	3.5
CSRN R/L 3225 P12-7CD	ISSN 434	1160	9414	2417	-	5004	3.5
CSRN R/L 2525 M15-CD	ISSN 534	1180	9414	2417	-	5004	3.5
CSRN R/L 3225 P15-CD	ISSN 534	1180	9414	2417	-	5004	3.5
CSRN R/L 3232 P19-CD	3519	1182	9414	2417	-	5004	3.5
CSRN R/L 4040 P19-CD	3519	1182	9414	2417	-	5004	3.5
CSRN R/L 2525 M12-4CX	ISSN 454	1160	-	-	2415	5004	3.5
CSRN R/L 2525 M12-7CX	ISSN 434	1160	-	-	2415	5004	3.5
CSRN R/L 3225 P12-4CX	ISSN 454	1160	-	-	2415	5004	3.5
CSRN R/L 3225 P12-7CX	ISSN 434	1160	-	-	2415	5004	3.5
CSRN R/L 2525 M15-CX	ISSN 534	1180	-	-	2415	5004	3.5
CSRN R/L 3225 P15-CX	ISSN 534	1180	-	-	2415	5004	3.5

SNG.. Square negative inserts. Plaquetes quadrades negatives. i D05-06

Reference / Ref.	l	s	d
SNG.. 1204..	12,70	4,76	12,70
SNG.. 1207..	12,70	7,94	12,70
SNG.. 1507..	15,87	7,94	15,87

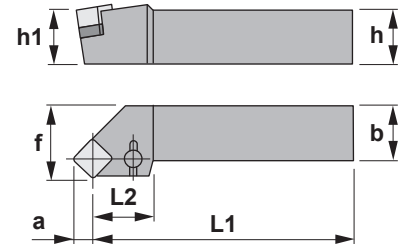




Characteristics:

Toolholder for external turning and chamfering applications equipped with square negative inserts.

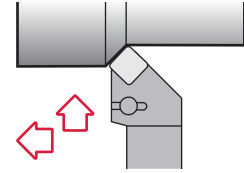
For general applications, roughing, semi-finishing and finishing.



Característiques:

Portaeines per aplicacions de tornejat exterior i aixamfranat equipat amb plaqueta quadrada negativa.

Per aplicacions generals, desbast, semiacabat i acabat.



CSSN 45°

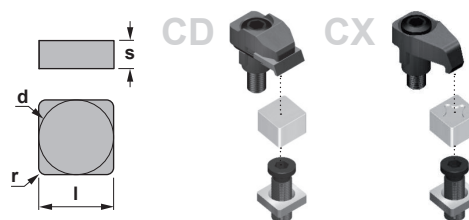
Reference Referència	h=h1	b	L1	L2	f	a	Insert size Mida plaqueta	kg
CSSN R/L 2525 M12-4CD	25	25	150	35	32	8,32	SNGN 1204..	0,750
CSSN R/L 2525 M12-7CD	25	25	150	35	32	8,32	SNGN 1207..	0,750
CSSN R/L 3225 P12-4CD	32	25	170	35	32	8,32	SNGN 1204..	1,050
CSSN R/L 3225 P12-7CD	32	25	170	35	32	8,32	SNGN 1207..	1,050
CSSN R/L 2525 M15-CD	25	25	150	37	32	10,23	SNGN 1507..	0,750
CSSN R/L 3225 P15-CD	32	25	170	37	32	10,23	SNGN 1507..	1,050
CSSN R/L 3232 P19-CD	32	32	170	37	40	12,50	SNGN 1907..	1,150
CSSN R/L 4040 P19-CD	40	40	170	37	50	12,50	SNGN 1907..	1,300
CSSN R/L 2525 M12-4CX	25	25	150	35	32	8,32	SNGX 1204..	0,750
CSSN R/L 2525 M12-7CX	25	25	150	35	32	8,32	SNGX 1207..	0,750
CSSN R/L 3225 P12-4CX	32	25	170	35	32	8,32	SNGX 1204..	1,050
CSSN R/L 3225 P12-7CX	32	25	170	35	32	8,32	SNGX 1207..	1,050
CSSN R/L 2525 M15-CX	25	25	150	37	32	10,23	SNGX 1507..	0,750
CSSN R/L 3225 P15-CX	32	25	170	37	32	10,23	SNGX 1507..	1,050

Reference Referència							Nm
CSSN R/L 2525 M12-4CD	ISSN 454	1160	9414	2417	-	5004	3.5
CSSN R/L 2525 M12-7CD	ISSN 434	1160	9414	2417	-	5004	3.5
CSSN R/L 3225 P12-4CD	ISSN 454	1160	9414	2417	-	5004	3.5
CSSN R/L 3225 P12-7CD	ISSN 434	1160	9414	2417	-	5004	3.5
CSSN R/L 2525 M15-CD	ISSN 534	1180	9414	2417	-	5004	3.5
CSSN R/L 3225 P15-CD	ISSN 534	1180	9414	2417	-	5004	3.5
CSSN R/L 3232 P19-CD	3519	1182	9414	2417	-	5004	3.5
CSSN R/L 4040 P19-CD	3519	1182	9414	2417	-	5004	3.5
CSSN R/L 2525 M12-4CX	ISSN 454	1160	-	-	2415	5004	3.5
CSSN R/L 2525 M12-7CX	ISSN 434	1160	-	-	2415	5004	3.5
CSSN R/L 3225 P12-4CX	ISSN 454	1160	-	-	2415	5004	3.5
CSSN R/L 3225 P12-7CX	ISSN 434	1160	-	-	2415	5004	3.5
CSSN R/L 2525 M15-CX	ISSN 534	1180	-	-	2415	5004	3.5
CSSN R/L 3225 P15-CX	ISSN 534	1180	-	-	2415	5004	3.5

SNG..

Square negative inserts.
Plaquetes quadrades negatives. D05-06

Reference / Ref.	l	s	d
SNG.. 1204..	12,70	4,76	12,70
SNG.. 1207..	12,70	7,94	12,70
SNG.. 1507..	15,87	7,94	15,87




SNGN

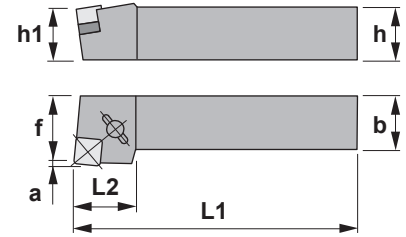


SNGX

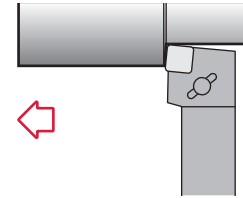




Characteristics:
Toolholder for external turning applications equipped with square negative inserts.
For general applications, roughing, semi-finishing and finishing.



Característiques:
Portaeines per aplicacions de tornejat exterior equipat amb plaqueta quadrada negativa.
Per aplicacions generals, desbast, semiacabat i acabat.



CSXN 85°

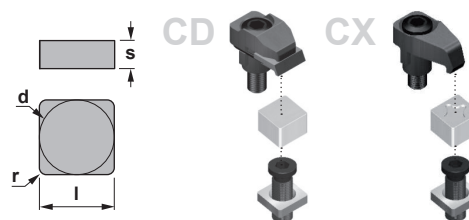
Reference Referència	h=h1	b	L1	L2	f	a	Insert size Mida plaqueta	KG
CSXN R/L 2525 M12-4CD	25	25	150	30	32	1,03	SNGN 1204..	0,750
CSXN R/L 2525 M12-7CD	25	25	150	30	32	1,03	SNGN 1207..	0,750
CSXN R/L 3225 P12-4CD	32	25	170	30	32	1,03	SNGN 1204..	1,050
CSXN R/L 3225 P12-7CD	32	25	170	30	32	1,03	SNGN 1207..	1,050
CSXN R/L 2525 M15-CD	25	25	150	33	32	1,38	SNGN 1507..	0,750
CSXN R/L 3225 P15-CD	32	25	170	33	32	1,38	SNGN 1507..	1,050
CSXN R/L 2525 M12-4CX	25	25	150	30	32	1,03	SNGX 1204..	0,750
CSXN R/L 2525 M12-7CX	25	25	150	30	32	1,03	SNGX 1207..	0,750
CSXN R/L 3225 P12-4CX	32	25	170	30	32	1,03	SNGX 1204..	1,050
CSXN R/L 3225 P12-7CX	32	25	170	30	32	1,03	SNGX 1207..	1,050
CSXN R/L 2525 M15-CX	25	25	150	33	32	1,38	SNGX 1507..	0,750
CSXN R/L 3225 P15-CX	32	25	170	33	32	1,38	SNGX 1507..	1,050

Reference Referència							Nm
CSXN R/L 2525 M12-4CD	ISSN 454	1160	9414	2417	-	5004	3.5
CSXN R/L 2525 M12-7CD	ISSN 434	1160	9414	2417	-	5004	3.5
CSXN R/L 3225 P12-4CD	ISSN 454	1160	9414	2417	-	5004	3.5
CSXN R/L 3225 P12-7CD	ISSN 434	1160	9414	2417	-	5004	3.5
CSXN R/L 2525 M15-CD	ISSN 534	1180	9414	2417	-	5004	3.5
CSXN R/L 3225 P15-CD	ISSN 534	1180	9414	2417	-	5004	3.5
CSXN R/L 2525 M12-4CX	ISSN 454	1160	-	-	2415	5004	3.5
CSXN R/L 2525 M12-7CX	ISSN 434	1160	-	-	2415	5004	3.5
CSXN R/L 3225 P12-4CX	ISSN 454	1160	-	-	2415	5004	3.5
CSXN R/L 3225 P12-7CX	ISSN 434	1160	-	-	2415	5004	3.5
CSXN R/L 2525 M15-CX	ISSN 534	1180	-	-	2415	5004	3.5
CSXN R/L 3225 P15-CX	ISSN 534	1180	-	-	2415	5004	3.5

SNG..

Square negative inserts.
Plaquetes quadrades negatives. D05-06

Reference / Ref.	l	s	d
SNG.. 1204..	12,70	4,76	12,70
SNG.. 1207..	12,70	7,94	12,70
SNG.. 1507..	15,87	7,94	15,87




SNGN



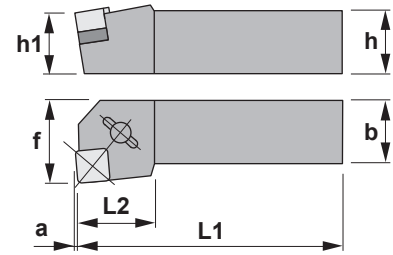
SNGX





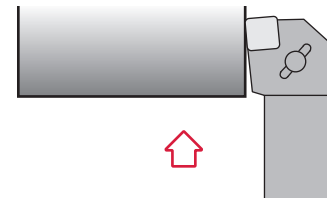
Characteristics:

Toolholder for front turning applications equipped with square negative inserts. For general applications, roughing, semi-finishing and finishing.



Característiques:

Portaeines per refrentar equipat amb plaqueta quadrada negativa. Per aplicacions generals, desbast, semiacabat i acabat.



CSYN 85°


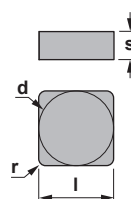
Reference Referència	h=h1	b	L1	L2	f	a	Insert size Mida plaqueta	KG
CSYN R/L 2525 M12-4CD	25	25	150	27	32	1,03	SNGN 1204..	0,750
CSYN R/L 2525 M12-7CD	25	25	150	27	32	1,03	SNGN 1207..	0,750
CSYN R/L 3225 P12-4CD	32	25	170	27	32	1,03	SNGN 1204..	1,050
CSYN R/L 3225 P12-7CD	32	25	170	27	32	1,03	SNGN 1207..	1,050
CSYN R/L 2525 M15-CD	25	25	150	27	32	1,38	SNGN 1507..	0,750
CSYN R/L 3225 P15-CD	32	25	170	27	32	1,38	SNGN 1507..	1,050
CSYN R/L 2525 M12-4CX	25	25	150	27	32	1,03	SNGX 1204..	0,750
CSYN R/L 2525 M12-7CX	25	25	150	27	32	1,03	SNGX 1207..	0,750
CSYN R/L 3225 P12-4CX	32	25	170	27	32	1,03	SNGX 1204..	1,050
CSYN R/L 3225 P12-7CX	32	25	170	27	32	1,03	SNGX 1207..	1,050
CSYN R/L 2525 M15-CX	25	25	150	27	32	1,38	SNGX 1507..	0,750
CSYN R/L 3225 P15-CX	32	25	170	27	32	1,38	SNGX 1507..	1,050

Reference Referència							Nm
CSYN R/L 2525 M12-4CD	ISSN 454	1160	9414	2417	-	5004	3.5
CSYN R/L 2525 M12-7CD	ISSN 434	1160	9414	2417	-	5004	3.5
CSYN R/L 3225 P12-4CD	ISSN 454	1160	9414	2417	-	5004	3.5
CSYN R/L 3225 P12-7CD	ISSN 434	1160	9414	2417	-	5004	3.5
CSYN R/L 2525 M15-CD	ISSN 534	1180	9414	2417	-	5004	3.5
CSYN R/L 3225 P15-CD	ISSN 534	1180	9414	2417	-	5004	3.5
CSYN R/L 2525 M12-4CX	ISSN 454	1160	-	-	2415	5004	3.5
CSYN R/L 2525 M12-7CX	ISSN 434	1160	-	-	2415	5004	3.5
CSYN R/L 3225 P12-4CX	ISSN 454	1160	-	-	2415	5004	3.5
CSYN R/L 3225 P12-7CX	ISSN 434	1160	-	-	2415	5004	3.5
CSYN R/L 2525 M15-CX	ISSN 534	1180	-	-	2415	5004	3.5
CSYN R/L 3225 P15-CX	ISSN 534	1180	-	-	2415	5004	3.5

SNG..

Square negative inserts.
Plaquetes quadrades negatives. D05-06

Reference / Ref.	l	s	d
SNG.. 1204..	12,70	4,76	12,70
SNG.. 1207..	12,70	7,94	12,70
SNG.. 1507..	15,87	7,94	15,87




SNGN



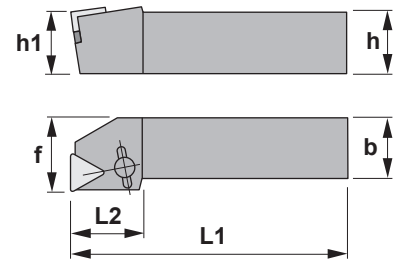
SNGX





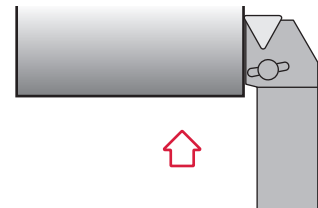
Characteristics:

Toolholder for face turning applications equipped with triangular negative inserts. For general applications, roughing, semi-finishing and finishing.



Característiques:

Portaeines per refrentar equipat amb plaqueta triangular negativa. Per aplicacions generals, desbast, semiacabat i acabat.



CTFN 90°

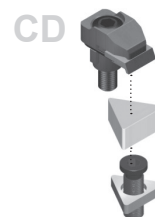
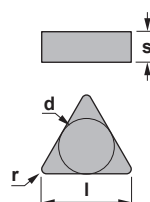
Reference Referència	h=h1	b	L1	L2	f	Insert size Mida plaqueta	
CTFN R/L 2525 M16-4CD	25	25	150	29	32	TNGN 1604..	0,750
CTFN R/L 2525 M16-7CD	25	25	150	29	32	TNGN 1607..	0,750
CTFN R/L 3225 P16-4CD	32	25	170	29	32	TNGN 1604..	1,050
CTFN R/L 3225 P16-7CD	32	25	170	29	32	TNGN 1607..	1,050

Reference Referència						Nm
CTFN R/L 2525 M16-4CD	ITSN 342	1150	9416	2413	5004	3.5
CTFN R/L 2525 M16-7CD	ITSN 324	1150	9416	2413	5004	3.5
CTFN R/L 3225 P16-4CD	ITSN 342	1150	9416	2417	5004	3.5
CTFN R/L 3225 P16-7CD	ITSN 324	1150	9416	2417	5004	3.5


TNGN


Triangular negative insert.
Plaqueta triangular negativa. D06

Reference / Ref.	l	s	d
TNGN 1604..	16,50	4,76	9,52
TNGN 1607..	16,50	7,94	9,52



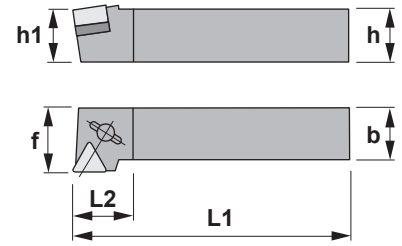
TNGN





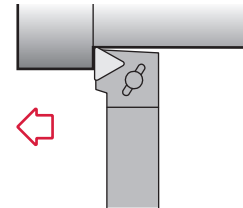
Characteristics:

Toolholder for external turning applications equipped with triangular negative inserts. For general applications, roughing, semi-finishing and finishing.



Característiques:

Portaeines per aplicacions de tornejat exterior equipat amb plaqueta triangular negativa. Per aplicacions generals, desbast, semiacabat i acabat.



CTGN 90°

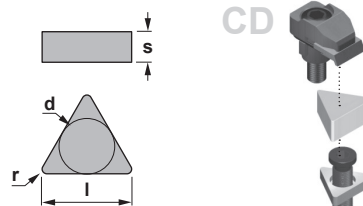
Reference Referència	h=h1	b	L1	L2	f	Insert size Mida plaqueta	Kg
CTGN R/L 2525 M16-4CD	25	25	150	20	32	TNGN 1604..	0,750
CTGN R/L 2525 M16-7CD	25	25	150	20	32	TNGN 1607..	0,750
CTGN R/L 3225 P16-4CD	32	25	170	20	32	TNGN 1604..	1,050
CTGN R/L 3225 P16-7CD	32	25	170	20	32	TNGN 1607..	1,050

Reference Referència						Nm
CTGN R/L 2525 M16-4CD	ITSN 342	1150	9416	2413	5004	3.5
CTGN R/L 2525 M16-7CD	ITSN 324	1150	9416	2413	5004	3.5
CTGN R/L 3225 P16-4CD	ITSN 342	1150	9416	2413	5004	3.5
CTGN R/L 3225 P16-7CD	ITSN 324	1150	9416	2413	5004	3.5


TNGN


Triangular negative insert.
Plaqueta triangular negativa. D06

Reference / Ref.	l	s	d
TNGN 1604..	16,50	4,76	9,52
TNGN 1607..	16,50	7,94	9,52



TNGN

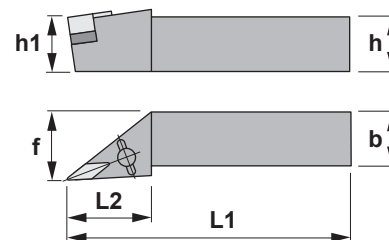




Characteristics:

External turning and profiling toolholder equipped with rhombic negative double-sided insert (angle 35°).

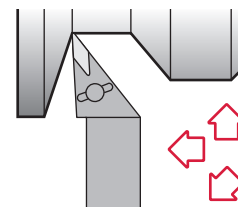
For general applications, roughing, semi-finishing and finishing.



Característiques:

Portaeines per aplicacions de tornejat exterior i copiat equipat amb plaqueta ròmbica negativa de doble cara (angle 35°).

Per aplicacions generals, desbast, semiacabat i acabat.



CVJN 93°


Reference Referència	h=h1	b	L1	L2	f	Insert size Mida plaqueta	
CVJN R/L 2525 M16-4CD	25	25	150	41	32	VNGN 1604..	0,750
CVJN R/L 2525 M16-7CD	25	25	150	41	32	VNGN 1607..	0,750
CVJN R/L 3225 P16-4CD	32	25	170	41	32	VNGN 1604..	1,050
CVJN R/L 3225 P16-7CD	32	25	170	41	32	VNGN 1607..	1,050
CVJN R/L 2525 M16-4CX	25	25	150	41	32	VNGX 1604..	0,750
CVJN R/L 2525 M16-7CX	25	25	150	41	32	VNGX 1607..	0,750
CVJN R/L 3225 P16-4CX	32	25	170	41	32	VNGX 1604..	1,050
CVJN R/L 3225 P16-7CX	32	25	170	41	32	VNGX 1607..	1,050

Reference Referència							
CVJN R/L 2525 M16-4CD	IVSN 342	1150	9416	2417	-	5004	3.5
CVJN R/L 2525 M16-7CD	IVSN 322	1150	9416	2417	-	5004	3.5
CVJN R/L 3225 P16-4CD	IVSN 342	1150	9416	2417	-	5004	3.5
CVJN R/L 3225 P16-7CD	IVSN 322	1150	9416	2417	-	5004	3.5
CVJN R/L 2525 M16-4CX	IVSN 342	1150	-	-	2428	5004	3.5
CVJN R/L 2525 M16-7CX	IVSN 322	1150	-	-	2428	5004	3.5
CVJN R/L 3225 P16-4CX	IVSN 342	1150	-	-	2428	5004	3.5
CVJN R/L 3225 P16-7CX	IVSN 322	1150	-	-	2428	5004	3.5

VNG..

35° rhombic negative inserts.
Plaquetes ròmbiques negatives 35°.


Reference / Ref.	l	s	d
VNG.. 1604..	16,50	4,76	9,52
VNG.. 1607..	16,50	7,94	9,52




VNGN



VNGX

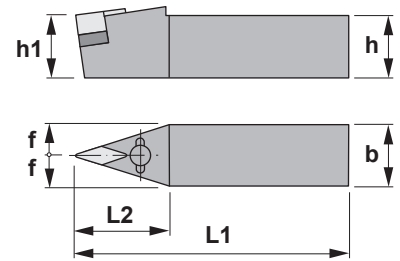




Characteristics:

External turning and profiling toolholder equipped with rhombic negative double-sided insert (angle 35°).

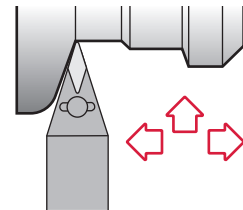
For general applications, roughing, semi-finishing and finishing.



Característiques:

Portaeines per aplicacions de tornejat exterior i copiat equipat amb plaqueta ròmbica negativa de doble cara (angle 35°).

Per aplicacions generals, desbast, semiacabat i acabat.



CVVN 62°30'

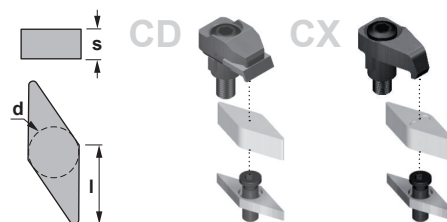
Reference Referència	h=h1	b	L1	L2	f	Insert size Mida plaqueta	
CVVN N 2525 M16-4CD	25	25	150	45	12,5	VNGN 1604..	0,750
CVVN N 2525 M16-7CD	25	25	150	45	12,5	VNGN 1607..	0,750
CVVN N 3225 P16-4CD	32	25	170	45	12,5	VNGN 1604..	1,050
CVVN N 3225 P16-7CD	32	25	170	45	12,5	VNGN 1607..	1,050
CVVN N 2525 M16-4CX	25	25	150	45	12,5	VNGX 1604..	0,750
CVVN N 2525 M16-7CX	25	25	150	45	12,5	VNGX 1607..	0,750
CVVN N 3225 P16-4CX	32	25	170	45	12,5	VNGX 1604..	1,050
CVVN N 3225 P16-7CX	32	25	170	45	12,5	VNGX 1607..	1,050

Reference Referència							
CVVN N 2525 M16-4CD	IVSN 342	1150	9416	2417	-	5004	3.5
CVVN N 2525 M16-7CD	IVSN 322	1150	9416	2417	-	5004	3.5
CVVN N 3225 P16-4CD	IVSN 342	1150	9416	2417	-	5004	3.5
CVVN N 3225 P16-7CD	IVSN 322	1150	9416	2417	-	5004	3.5
CVVN N 2525 M16-4CX	IVSN 342	1150	-	-	2428	5004	3.5
CVVN N 2525 M16-7CX	IVSN 322	1150	-	-	2428	5004	3.5
CVVN N 3225 P16-4CX	IVSN 342	1150	-	-	2428	5004	3.5
CVVN N 3225 P16-7CX	IVSN 322	1150	-	-	2428	5004	3.5

VNG..

35° rhombic negative inserts.
Plaquetes ròmbiques negatives 35°.


Reference / Ref.	l	s	d
VNG.. 1604..	16,50	4,76	9,52
VNG.. 1607..	16,50	7,94	9,52



VNGN



VNGX

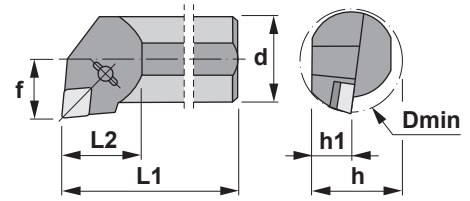




Characteristics:

Multipurpose boring bar equipped with rhombic negative double-sided insert (angle 80°).

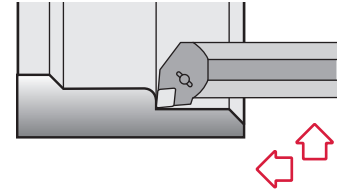
For general applications, roughing, semi-finishing and finishing.



Característiques:

Barra de mandrinar multifunció equipada amb plaqueta ròmbica negativa de doble cara (angle 80°).

Per aplicacions generals, desbast, semiacabat i acabat.



CCLN 95°


Reference Referència	d	h1	L1	L2	f	h	Dmin	Insert size Mida plaqueta	KG
S32S CCLN R/L 12-7CD	32	15,0	250	40	22	30	40	CNGN 1207..	1,450
S40T CCLN R/L 12-4CD	40	18,5	300	35	27	37	70	CNGN 1204..	2,700
S40T CCLN R/L 12-7CD	40	18,5	300	35	27	37	70	CNGN 1207..	2,700
S50U CCLN R/L 12-4CD	50	23,5	350	38	32	47	70	CNGN 1204..	4,950
S50U CCLN R/L 12-7CD	50	23,5	350	38	32	47	70	CNGN 1207..	4,950
S32S CCLN R/L 12-7CX	32	15,0	250	40	22	30	40	CNGX 1207..	1,450
S40T CCLN R/L 12-4CX	40	18,5	300	35	27	37	70	CNGX 1204..	2,700
S40T CCLN R/L 12-7CX	40	18,5	300	35	27	37	70	CNGX 1207..	2,700
S50U CCLN R/L 12-4CX	50	23,5	350	38	32	47	70	CNGX 1204..	4,950
S50U CCLN R/L 12-7CX	50	23,5	350	38	32	47	70	CNGX 1207..	4,950

Reference Referència							Nm
S32S CCLN R/L 12-7CD	-	-	9414	2417	-	5004	3.5
S40T CCLN R/L 12-4CD	ICSN 454	1161	9414	2417	-	5004	3.5
S40T CCLN R/L 12-7CD	ICSN 434	1161	9414	2417	-	5004	3.5
S50U CCLN R/L 12-4CD	ICSN 454	1160	9414	2417	-	5004	3.5
S50U CCLN R/L 12-7CD	ICSN 434	1160	9414	2417	-	5004	3.5
S32S CCLN R/L 12-7CX	-	-	-	-	2415	5004	3.5
S40T CCLN R/L 12-4CX	ICSN 454	1161	-	-	2415	5004	3.5
S40T CCLN R/L 12-7CX	ICSN 434	1161	-	-	2415	5004	3.5
S50U CCLN R/L 12-4CX	ICSN 454	1160	-	-	2415	5004	3.5
S50U CCLN R/L 12-7CX	ICSN 434	1160	-	-	2415	5004	3.5

CNG..

80° rhombic negative inserts.
Plaquetes ròmbiques negatives 80°. D03

Reference / Ref.	l	s	d
CNG.. 1204..	12,90	4,76	12,70
CNG.. 1207..	12,90	7,94	12,70



CNGN



CNGX

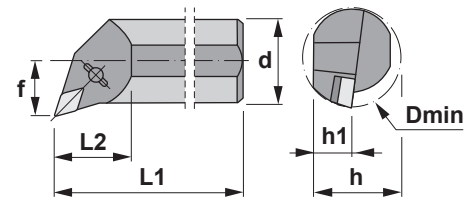




Characteristics:

Profiling boring bar equipped with rhombic negative double-sided insert (angle 55°).

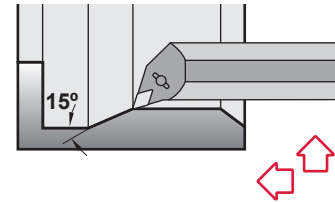
For general applications, roughing, semi-finishing and finishing.



Característiques:

Barra de mandrinar de copiat equipada amb plaqueta ròmbica negativa de doble cara (angle 55°).

Per aplicacions generals, desbast, semiacabat i acabat.



CDQN 107°30'


Reference Referència	d	h1	L1	L2	f	h	Dmin	Insert size Mida plaqueta	KG
S32S CDQN R/L 12-7CD	32	15,0	250	40	22	30	50	DNGN 1207..	1,450
S40T CDQN R/L 12-4CD	40	18,5	300	35	27	37	70	DNGN 1204..	2,700
S40T CDQN R/L 12-7CD	40	18,5	300	35	27	37	70	DNGN 1207..	2,700
S50U CDQN R/L 15-CD	50	23,5	350	38	32	47	70	DNGN 1507..	4,950
S32S CDQN R/L 12-7CX	32	15,0	250	40	22	30	50	DNGX 1207..	1,450
S40T CDQN R/L 12-4CX	40	18,5	300	35	27	37	70	DNGX 1204..	2,700
S40T CDQN R/L 12-7CX	40	18,5	300	35	27	37	70	DNGX 1207..	2,700
S50U CDQN R/L 15-CX	50	23,5	350	38	32	47	70	DNGX 1507..	4,950

Reference Referència							Nm
S32S CDQN R/L 12-7CD	-	-	9414	2413	-	5004	3.5
S40T CDQN R/L 12-4CD	IDSN 354	1151	9414	2413	-	5004	3.5
S40T CDQN R/L 12-7CD	IDSN 334	1151	9414	2413	-	5004	3.5
S50U CDQN R/L 15-CD	IDSN 432	1160	9414	2417	-	5004	3.5
S32S CDQN R/L 12-7CX	-	-	-	-	2415	5004	3.5
S40T CDQN R/L 12-4CX	IDSN 354	1151	-	-	2415	5004	3.5
S40T CDQN R/L 12-7CX	IDSN 334	1151	-	-	2415	5004	3.5
S50U CDQN R/L 15-CX	IDSN 432	1160	-	-	2432	5004	3.5


DNG..

55° rhombic negative inserts.
Plaquetes ròmbiques negatives 55°. D03-04


Reference / Ref.	l	s	d
DNG.. 1204..	12,20	4,76	10,00
DNG.. 1207..	12,20	7,94	10,00
DNG.. 1507..	15,50	7,94	12,70



DNGN

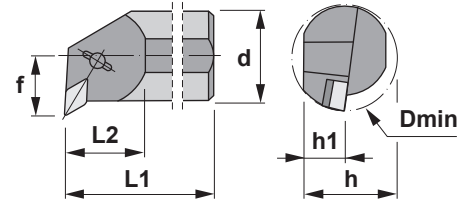


DNGX

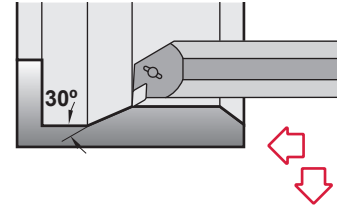





Characteristics:
Profiling boring bar equipped with rhombic negative double-sided insert (angle 55°).
For general applications, roughing, semi-finishing and finishing.









Característiques:
Barra de mandrinar de copiat equipada amb plaqueta ròmbica negativa de doble cara (angle 55°).
Per aplicacions generals, desbast, semiacabat i acabat.




CDUN 93°


Reference Referència	d	h1	L1	L2	f	h	Dmin	Insert size Mida plaqueta	
S32S CDUN R/L 12-7CD	32	15,0	250	40	22	30	40	DNGN 1207..	1,450
S40T CDUN R/L 12-4CD	40	18,5	300	50	27	37	70	DNGN 1204..	2,700
S40T CDUN R/L 12-7CD	40	18,5	300	50	27	37	70	DNGN 1207..	2,700
S50U CDUN R/L 15-CD	50	23,5	350	50	32	47	70	DNGN 1507..	4,950
S32S CDUN R/L 12-7CX	32	15,0	250	40	22	30	40	DNGX 1207..	1,450
S40T CDUN R/L 12-4CX	40	18,5	300	50	27	37	70	DNGX 1204..	2,700
S40T CDUN R/L 12-7CX	40	18,5	300	50	27	37	70	DNGX 1207..	2,700
S50U CDUN R/L 15-CX	50	23,5	350	50	32	47	70	DNGX 1507..	4,950

Reference Referència							Nm
S32S CDUN R/L 12-7CD	-	-	9416	2413	-	5004	3.5
S40T CDUN R/L 12-4CD	IDSN 354	1151	9416	2413	-	5004	3.5
S40T CDUN R/L 12-7CD	IDSN 334	1151	9416	2413	-	5004	3.5
S50U CDUN R/L 15-CD	IDSN 432	1160	9416	2417	-	5004	3.5
S32S CDUN R/L 12-7CX	-	-	-	-	2415	5004	3.5
S40T CDUN R/L 12-4CX	IDSN 354	1151	-	-	2415	5004	3.5
S40T CDUN R/L 12-7CX	IDSN 334	1151	-	-	2415	5004	3.5
S50U CDUN R/L 15-CX	IDSN 432	1160	-	-	2432	5004	3.5


DNG..

55° rhombic negative inserts.
Plaquetes ròmbiques negatives 55°.  D03-04


Reference / Ref.	l	s	d
DNG.. 1204..	12,20	4,76	10,00
DNG.. 1207..	12,20	7,94	10,00
DNG.. 1507..	15,50	7,94	12,70



DNGN

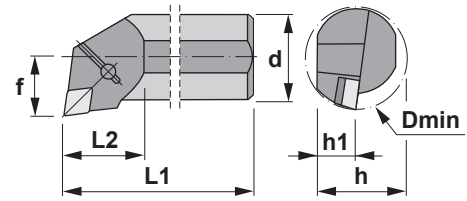


DNGX

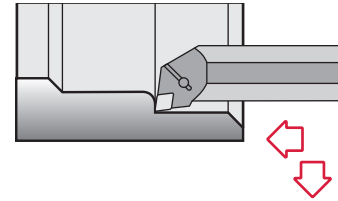




Characteristics:
Multipurpose boring bar equipped with rhombic negative double-sided insert (angle 75°).
For general applications, roughing, semi-finishing and finishing.



Característiques:
Barra de mandrinar multifunció equipada amb plaqueta ròmbica negativa de doble cara (angle 75°).
Per aplicacions generals, desbast, semiacabat i acabat.



CELN 97°30'


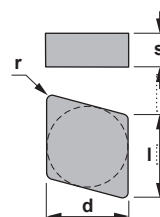
Reference Referència	d	h1	L1	L2	f	h	Dmin	Insert size Mida plaqueta	Kg
S40T CELN R/L 13-CD	40	18,5	300	32	27	37	50	ENGN 1307..	2,700
S50U CELN R/L 13-CD	50	23,5	350	32	35	47	63	ENGN 1307..	4,950

Reference Referència						Nm
S40T CELN R/L 13-CD	IESN 432	1161	9414	2417	5004	3.5
S50U CELN R/L 13-CD	IESN 432	1160	9414	2417	5004	3.5

ENGN

75° rhombic negative insert.
Plaqueta ròmbica negativa 75°. D04

Reference / Ref.	l	s	d
ENGN 1307..	13,12	7,94	12,70

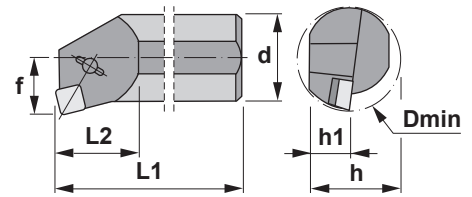


ENGN

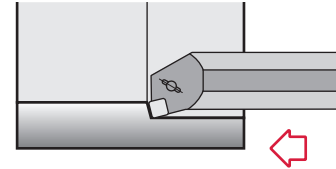




Characteristics:
Boring bar for internal turning applications equipped with square negative inserts.
For general applications, roughing, semi-finishing and finishing.



Característiques:
Barra de mandrinar per aplicacions de tornejat interior equipada amb plaqueta quadrada negativa.
Per aplicacions generals, desbast, semiacabat i acabat.



CSKN 75°

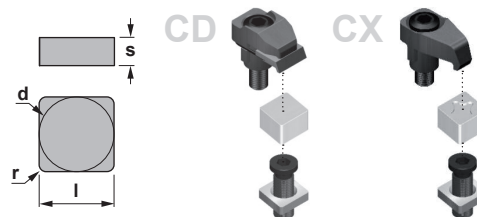
Reference Referència	d	h1	L1	L2	f	h	Dmin	Insert size Mida plaqueta	Kg
S32S CSKN R/L 12-7CD	32	15,0	250	40	22	30	40	SNGN 1207..	1,450
S40T CSKN R/L 12-4CD	40	18,5	300	67	27	37	70	SNGN 1204..	2,700
S40T CSKN R/L 12-7CD	40	18,5	300	67	27	37	70	SNGN 1207..	2,700
S50U CSKN R/L 12-4CD	50	23,5	350	67	35	47	70	SNGN 1204..	4,950
S50U CSKN R/L 12-7CD	50	23,5	350	67	35	47	70	SNGN 1207..	4,950
S32S CSKN R/L 12-7CX	32	15,0	250	40	22	30	40	SNGX 1207..	1,450
S40T CSKN R/L 12-4CX	40	18,5	300	67	27	37	70	SNGX 1204..	2,700
S40T CSKN R/L 12-7CX	40	18,5	300	67	27	37	70	SNGX 1207..	2,700
S50U CSKN R/L 12-4CX	50	23,5	350	67	35	47	70	SNGX 1204..	4,950
S50U CSKN R/L 12-7CX	50	23,5	350	67	35	47	70	SNGX 1207..	4,950

Reference Referència							Nm
S32S CSKN R/L 12-7CD	-	-	9414	2417	-	5004	3.5
S40T CSKN R/L 12-4CD	ISSN 454	1161	9414	2417	-	5004	3.5
S40T CSKN R/L 12-7CD	ISSN 434	1161	9414	2417	-	5004	3.5
S50U CSKN R/L 12-4CD	ISSN 454	1160	9414	2417	-	5004	3.5
S50U CSKN R/L 12-7CD	ISSN 434	1160	9414	2417	-	5004	3.5
S32S CSKN R/L 12-7CX	-	-	-	-	2415	5004	3.5
S40T CSKN R/L 12-4CX	ISSN 454	1161	-	-	2415	5004	3.5
S40T CSKN R/L 12-7CX	ISSN 434	1161	-	-	2415	5004	3.5
S50U CSKN R/L 12-4CX	ISSN 454	1160	-	-	2415	5004	3.5
S50U CSKN R/L 12-7CX	ISSN 434	1160	-	-	2415	5004	3.5

SNG..

Square negative inserts. Plaquetes quadrades negatives. D05-06

Reference / Ref.	l	s	d
SNG.. 1204..	12,70	4,76	12,70
SNG.. 1207..	12,70	7,94	12,70




SNGN



SNGX

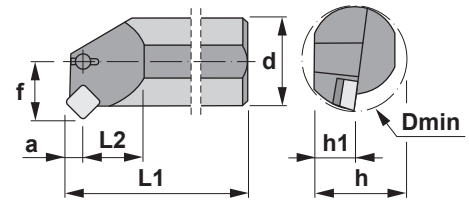




Characteristics:

Boring bar for internal turning and chamfering applications equipped with square negative inserts.

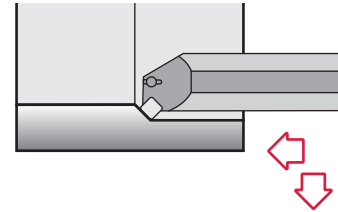
For general applications, roughing, semi-finishing and finishing.



Característiques:

Barra de mandrinar per operacions de tornejat i aixamfranat equipada amb plaqueta quadrada negativa.

Per aplicacions generals, desbast, semiacabat i acabat.



CSSN 45°

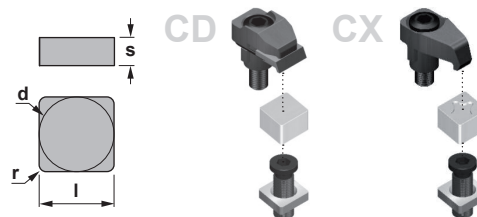
Reference Referència	d	h1	L1	L2	f	h	Dmin	Insert size Mida plaqueta	Kg
S32S CSSN R/L 12-7CD	32	15,0	250	40	22	30	40	SNGN 1207..	1,450
S40T CSSN R/L 12-4CD	40	18,5	300	50	27	37	70	SNGN 1204..	2,700
S40T CSSN R/L 12-7CD	40	18,5	300	50	27	37	70	SNGN 1207..	2,700
S50U CSSN R/L 15-CD	50	23,5	350	50	32	47	70	SNGN 1507..	4,950
S32S CSSN R/L 12-7CX	32	15,0	250	40	22	30	40	SNGX 1207..	1,450
S40T CSSN R/L 12-4CX	40	18,5	300	50	27	37	70	SNGX 1204..	2,700
S40T CSSN R/L 12-7CX	40	18,5	300	50	27	37	70	SNGX 1207..	2,700
S50U CSSN R/L 15-CX	50	23,5	350	50	32	47	70	SNGX 1507..	4,950

Reference Referència							Nm
S32S CSSN R/L 12-7CD	-	-	9414	2417	-	5004	3.5
S40T CSSN R/L 12-4CD	ISSN 454	1161	9414	2417	-	5004	3.5
S40T CSSN R/L 12-7CD	ISSN 434	1161	9414	2417	-	5004	3.5
S50U CSSN R/L 15-CD	ISSN 534	1180	9414	2417	-	5004	3.5
S32S CSSN R/L 12-7CX	-	-	-	-	2415	5004	3.5
S40T CSSN R/L 12-4CX	ISSN 454	1161	-	-	2415	5004	3.5
S40T CSSN R/L 12-7CX	ISSN 434	1161	-	-	2415	5004	3.5
S50U CSSN R/L 15-CX	ISSN 534	1180	-	-	2415	5004	3.5

SNG..

Square negative inserts. D05-06
Plaquetes quadrades negatives.

Reference / Ref.	l	s	d
SNG.. 1204..	12,70	4,76	12,70
SNG.. 1207..	12,70	7,94	12,70
SNG.. 1507..	15,87	7,94	15,87




SNGN



SNGX

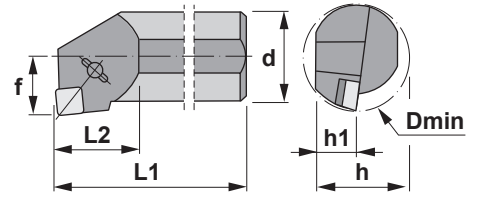




Characteristics:

Boring bar for internal turning applications equipped with square negative inserts.

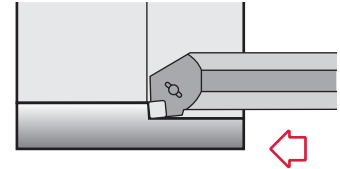
For general applications, roughing, semi-finishing and finishing.



Característiques:

Barra de mandrinar per aplicacions de tornejat interior equipada amb plaqueta quadrada negativa.

Per aplicacions generals, desbast, semiacabat i acabat.



CSYN 85°

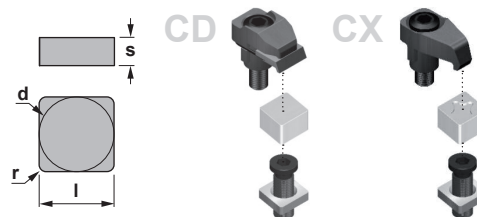
Reference Referència	d	h1	L1	L2	f	h	Dmin	Insert size Mida plaqueta	KG
S32S CSYN R/L 12-7CD	32	15,0	250	40	22	30	40	SNGN 1207..	1,450
S40T CSYN R/L 12-4CD	40	18,5	300	67	27	37	70	SNGN 1204..	2,700
S40T CSYN R/L 12-7CD	40	18,5	300	67	27	37	70	SNGN 1207..	2,700
S50U CSYN R/L 12-4CD	50	23,5	350	67	35	47	70	SNGN 1204..	4,950
S50U CSYN R/L 12-7CD	50	23,5	350	67	35	47	70	SNGN 1207..	4,950
S32S CSYN R/L 12-7CX	32	15,0	250	40	22	30	40	SNGX 1207..	1,450
S40T CSYN R/L 12-4CX	40	18,5	300	67	27	37	70	SNGX 1204..	2,700
S40T CSYN R/L 12-7CX	40	18,5	300	67	27	37	70	SNGX 1207..	2,700
S50U CSYN R/L 12-4CX	50	23,5	350	67	35	47	70	SNGX 1204..	4,950
S50U CSYN R/L 12-7CX	50	23,5	350	67	35	47	70	SNGX 1207..	4,950

Reference Referència							Nm
S32S CSYN R/L 12-7CD	-	-	9414	2417	-	5004	3.5
S40T CSYN R/L 12-4CD	ISSN 454	1161	9414	2417	-	5004	3.5
S40T CSYN R/L 12-7CD	ISSN 434	1161	9414	2417	-	5004	3.5
S50U CSYN R/L 12-4CD	ISSN 454	1160	9414	2417	-	5004	3.5
S50U CSYN R/L 12-7CD	ISSN 434	1160	9414	2417	-	5004	3.5
S32S CSYN R/L 12-7CX	-	-	-	-	2415	5004	3.5
S40T CSYN R/L 12-4CX	ISSN 454	1161	-	-	2415	5004	3.5
S40T CSYN R/L 12-7CX	ISSN 434	1161	-	-	2415	5004	3.5
S50U CSYN R/L 12-4CX	ISSN 454	1160	-	-	2415	5004	3.5
S50U CSYN R/L 12-7CX	ISSN 434	1160	-	-	2415	5004	3.5

SNG..

Square negative inserts.
Plaquetes quadrades negatives. D05-06

Reference / Ref.	l	s	d
SNG.. 1204..	12,70	4,76	12,70
SNG.. 1207..	12,70	7,94	12,70



SNGN

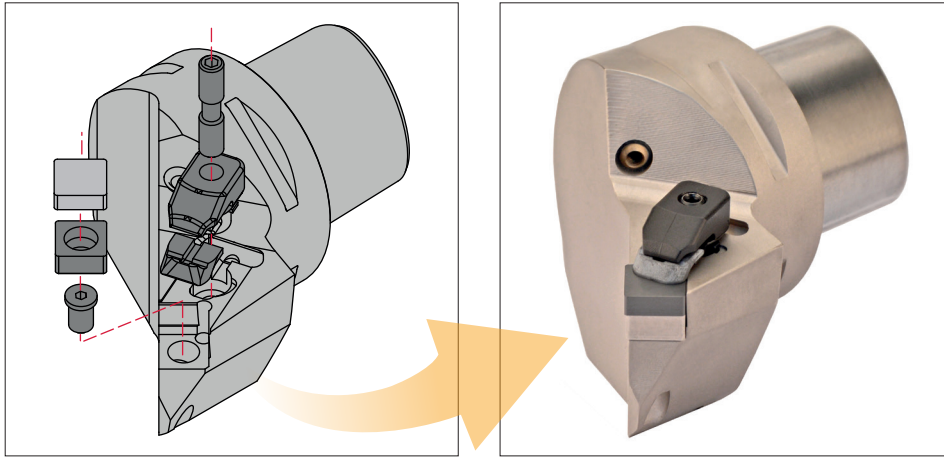


SNGX




(C) Top clamp / Brida superior

This classic negative insert clamping system is designed to hold ceramic flat negative inserts, both with additional or sintered chipbreaker. Aquest clàssic sistema de fixació està dissenyat per subjectar plaquetes de ceràmica negatives planes, tant si tenen trencaferritges incorporat com addicional.

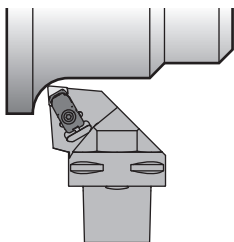


**All clamping systems
in the same body.**
**Tots els tipus de brida
a la mateixa eina.**



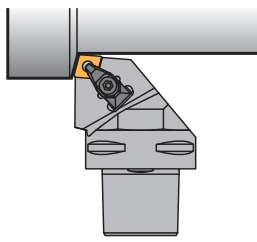
**Top clamp
Brida superior**

C



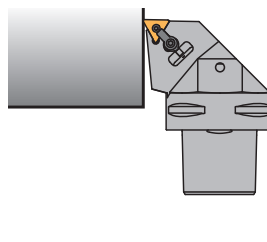
Dimple Lock

D



**Double lock
Doble fixació**

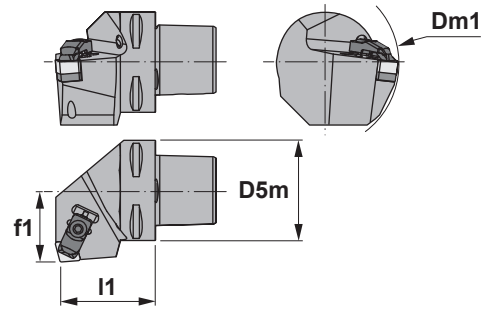
M





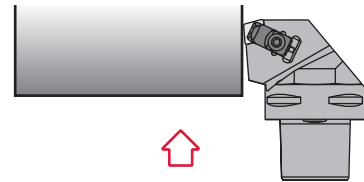
Characteristics:
Toolholder for face turning applications equipped with rhombic negative inserts (angle 80°).
PSC with internal coolant.

- 1) γ = Rake angle (valid with a flat insert).
- 2) λ_s = Angle of inclination.



Característiques:
Portaaines per refrentar equipat amb plaqueta ròmbica negativa (angle 80°).
PSC amb refrigeració interior.

- 1) γ = Angle de desprendiment (vàlid per plaquetes planes).
- 2) λ_s = Angle d'inclinació.



CCKN 75°

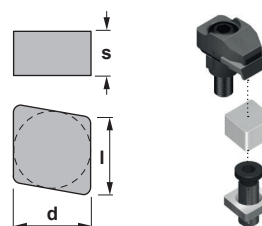
Reference Referència	D5m	Dm1 min.	f1	l1	γ^1	λ_{s2}	Insert size Mida plaqueta	kg
PSC40-CCKNR/L27050-12-4	40	110	27	50	-6°	-6°	CNGN 1204..	0,420
PSC40-CCKNR/L27050-12-7	40	110	27	50	-6°	-6°	CNGN 1207..	0,420
PSC50-CCKNR/L35060-12-4	50	110	35	60	-6°	-6°	CNGN 1204..	0,800
PSC50-CCKNR/L35060-12-7	50	110	35	60	-6°	-6°	CNGN 1207..	0,800
PSC63-CCKNR/L45065-12-4	63	110	45	65	-6°	-6°	CNGN 1204..	1,100
PSC63-CCKNR/L45065-12-7	63	110	45	65	-6°	-6°	CNGN 1207..	1,100
PSC40-CCKNR/L27050-16	40	125	27	50	-6°	-6°	CNGN 1607..	0,420
PSC50-CCKNR/L35060-16	50	125	35	60	-6°	-6°	CNGN 1607..	0,800
PSC63-CCKNR/L45065-16	63	125	45	65	-6°	-6°	CNGN 1607..	1,100
PSC63-CCKNR/L45065-19	63	125	45	65	-6°	-6°	CNGN 1907..	1,100
PSC80-CCKNR/L55080-19	80	125	55	80	-6°	-6°	CNGN 1907..	2,740


Reference Referència						Nm
PSC40-CCKNR/L27050-12-4	1766	ICSN-442	9414	2713	5004	3.5
PSC40-CCKNR/L27050-12-7	1766	ICSN-422	9414	2713	5004	3.5
PSC50-CCKNR/L35060-12-4	1766	ICSN-442	9414	2713	5004	3.5
PSC50-CCKNR/L35060-12-7	1766	ICSN-422	9414	2713	5004	3.5
PSC63-CCKNR/L45065-12-4	1766	ICSN-442	9414	2713	5004	3.5
PSC63-CCKNR/L45065-12-7	1766	ICSN-422	9414	2713	5004	3.5
PSC40-CCKNR/L27050-16	1768	ICSN-523	9414	2713	5004	3.5
PSC50-CCKNR/L35060-16	1768	ICSN-523	9414	2713	5004	3.5
PSC63-CCKNR/L45065-16	1768	ICSN-523	9414	2713	5004	3.5
PSC63-CCKNR/L45065-19	1770	ICSN-623	9414	2713	5004	3.5
PSC80-CCKNR/L55080-19	1770	ICSN-623	9414	2713	5004	3.5

CNGN

80° rhombic negative insert.
Plaqueta ròmbica negativa 80°. D03

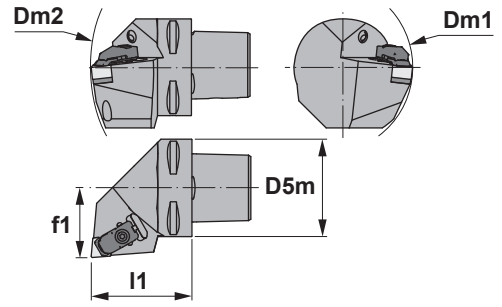
Reference / Ref.	l	s	d
CNGN 1204..	12,90	4,76	12,70
CNGN 1207..	12,90	7,94	12,70
CNGN 1607..	16,10	7,94	15,88
CNGN 1907..	19,30	7,94	19,05





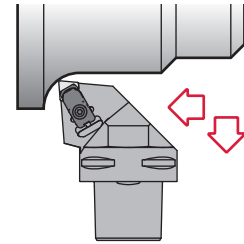
Characteristics:
Multipurpose toolholder equipped with rhombic negative double-sided insert (angle 80°).
PSC with internal coolant.

- 1) γ = Rake angle (valid with a flat insert).
- 2) λ_s = Angle of inclination.



Característiques:
Porta eines multifunció equipat amb plaqueta ròmbica negativa de doble cara (angle 80°).
PSC amb refrigeració interior.

- 1) γ = Angle de despreniment (vàlid per plaquetes planes).
- 2) λ_s = Angle d'inclinació.



CCLN 95°

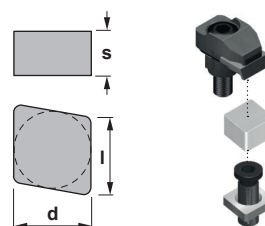
Reference Referència	D5m	Dm1 min.	Dm2 min.	f1	l1	γ^1	λ_{s2}	Insert size Mida plaqueta	Kg
PSC40-CCLNR/L27050-12-4	40	110	140	27	50	-6°	-6°	CNGN 1204..	0,420
PSC40-CCLNR/L27050-12-7	40	110	140	27	50	-6°	-6°	CNGN 1207..	0,420
PSC50-CCLNR/L35060-12-4	50	110	165	35	60	-6°	-6°	CNGN 1204..	0,800
PSC50-CCLNR/L35060-12-7	50	110	165	35	60	-6°	-6°	CNGN 1207..	0,800
PSC63-CCLNR/L45065-12-4	63	110	190	45	65	-6°	-6°	CNGN 1204..	1,100
PSC63-CCLNR/L45065-12-7	63	110	190	45	65	-6°	-6°	CNGN 1207..	1,100
PSC63-CCLNR/L45065-16	63	125	190	45	65	-6°	-6°	CNGN 1607..	1,100
PSC80-CCLNR/L55080-16	80	125	250	55	80	-6°	-6°	CNGN 1607..	2,740


Reference Referència						Nm
PSC40-CCLNR/L27050-12-4	1766	ICSN-442	9414	2713	5004	3.5
PSC40-CCLNR/L27050-12-7	1766	ICSN-422	9414	2713	5004	3.5
PSC50-CCLNR/L35060-12-4	1766	ICSN-442	9414	2713	5004	3.5
PSC50-CCLNR/L35060-12-7	1766	ICSN-422	9414	2713	5004	3.5
PSC63-CCLNR/L45065-12-4	1766	ICSN-442	9414	2713	5004	3.5
PSC63-CCLNR/L45065-12-7	1766	ICSN-422	9414	2713	5004	3.5
PSC63-CCLNR/L45065-16	1768	ICSN-523	9414	2717	5004	3.5
PSC80-CCLNR/L55080-16	1768	ICSN-523	9414	2717	5004	3.5

CNGN

80° rhombic negative insert.
Plaqueta ròmbica negativa 80°. D03

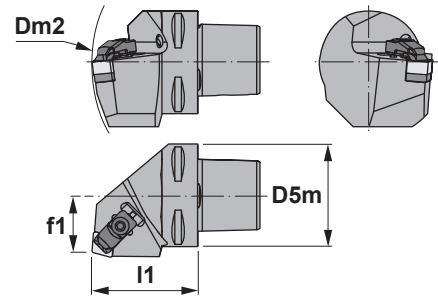
Reference / Ref.	l	s	d
CNGN 1204..	12,90	4,76	12,70
CNGN 1207..	12,90	7,94	12,70
CNGN 1607..	16,10	7,94	15,88
CNGN 1907..	19,30	7,94	19,05





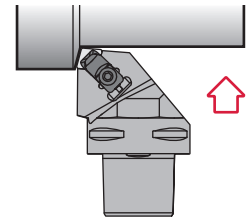
Characteristics:
Multipurpose toolholder equipped with rhombic negative double-sided insert (angle 80°).
PSC with internal coolant.

- 1) γ = Rake angle (valid with a flat insert).
- 2) λ_s = Angle of inclination.



Característiques:
Portaeines multifunció equipat amb plaqueta ròmbica negativa de doble cara (angle 80°).
PSC amb refrigeració interior.

- 1) γ = Angle de despenament (vàlid per plaquetes planes).
- 2) λ_s = Angle d'inclinació.



CCRN 75°

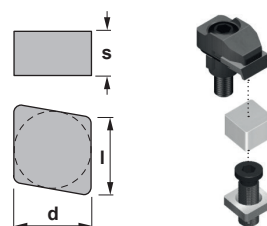
Reference Referència	D5m	Dm2 min.	f1	I1	γ^1	λ_s^2	Insert size Mida plaqueta	Kg
PSC40-CCRN/L22050-12-4	40	140	22	50	-6°	-6°	CNGN 1204..	0,420
PSC40-CCRN/L22050-12-7	40	140	22	50	-6°	-6°	CNGN 1207..	0,420
PSC50-CCRN/L27060-12-4	50	165	27	60	-6°	-6°	CNGN 1204..	0,800
PSC50-CCRN/L27060-12-7	50	165	27	60	-6°	-6°	CNGN 1207..	0,800
PSC63-CCRN/L35065-12-4	63	190	35	65	-6°	-6°	CNGN 1204..	1,400
PSC63-CCRN/L35065-12-7	63	190	35	65	-6°	-6°	CNGN 1207..	1,400
PSC50-CCRN/L27060-16	50	165	27	60	-6°	-6°	CNGN 1607..	0,800
PSC63-CCRN/L35065-16	63	190	35	65	-6°	-6°	CNGN 1607..	1,400
PSC80-CCRN/L55080-16	80	250	55	80	-6°	-6°	CNGN 1607..	2,740
PSC50-CCRN/L27060-19	50	165	27	60	-6°	-6°	CNGN 1907..	0,800
PSC63-CCRN/L35065-19	63	190	35	65	-6°	-6°	CNGN 1907..	1,400
PSC80-CCRN/L55080-19	80	250	55	80	-6°	-6°	CNGN 1907..	2,740

Reference Referència						Nm
PSC40-CCRN/L22050-12-4	1766	ICSN-442	9414	2713	5004	3.5
PSC40-CCRN/L22050-12-7	1766	ICSN-422	9414	2713	5004	3.5
PSC50-CCRN/L27060-12-4	1766	ICSN-442	9414	2713	5004	3.5
PSC50-CCRN/L27060-12-7	1766	ICSN-422	9414	2713	5004	3.5
PSC63-CCRN/L35065-12-4	1766	ICSN-442	9414	2713	5004	3.5
PSC63-CCRN/L35065-12-7	1766	ICSN-422	9414	2713	5004	3.5
PSC50-CCRN/L27060-16	1768	ICSN-523	9414	2713	5004	3.5
PSC63-CCRN/L35065-16	1768	ICSN-523	9414	2713	5004	3.5
PSC80-CCRN/L55080-16	1768	ICSN-523	9414	2713	5004	3.5
PSC50-CCRN/L27060-19	1770	ICSN-623	9414	2713	5004	3.5
PSC63-CCRN/L35065-19	1770	ICSN-623	9414	2713	5004	3.5
PSC80-CCRN/L55080-19	1770	ICSN-623	9414	2713	5004	3.5

CNGN


80° rhombic negative insert.
Plaqueta ròmbica negativa 80°. D03

Reference / Ref.	l	s	d
CNGN 1204..	12,90	4,76	12,70
CNGN 1207..	12,90	7,94	12,70
CNGN 1607..	16,10	7,94	15,88
CNGN 1907..	19,30	7,94	19,05



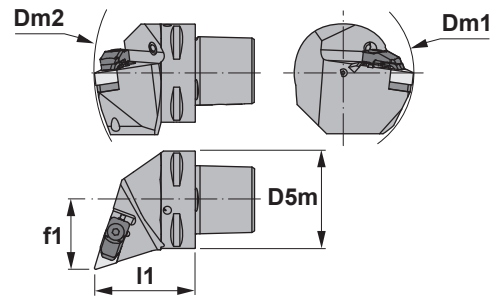
CNGN





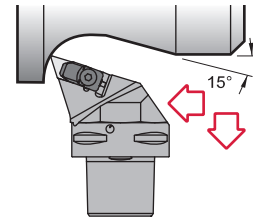
Characteristics:
Turning and profiling toolholder equipped with rhombic negative double-sided insert (angle 55°). PSC with internal coolant.

- 1) γ = Rake angle (valid with a flat insert).
- 2) λ_s = Angle of inclination.



Característiques:
Portaeines de tornejat exterior i copiat equipat amb plaqueta ròmbica negativa de doble cara (angle 55°). PSC amb refrigeració interior.

- 1) γ = Angle de desprendiment (vàlid per plaquetes planes).
- 2) λ_s = Angle d'inclinació.



CDHN 107° 30'

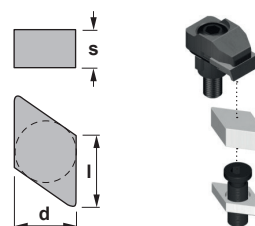
Reference Referència	D5m	Dm1 min.	Dm2 min.	f1	l1	γ 1)	λ_s 2)	Insert size Mida plaqueta	kg
PSC40-CDHNR/L27055-15	40	110	145	27	50	-6°	-7°	DNGN 1507..	0,430
PSC50-CDHNR/L35060-15	50	110	165	35	60	-6°	-7°	DNGN 1507..	0,800
PSC63-CDHNR/L45065-15	63	110	190	45	65	-6°	-7°	DNGN 1507..	1,100
PSC80-CDHNR/L55080-15	80	110	250	55	80	-6°	-7°	DNGN 1507..	2,740

Reference Referència						Nm
PSC40-CDHNR/L27055-15	1766	IDSN-422	9416	2717	5004	3.5
PSC50-CDHNR/L35060-15	1766	IDSN-422	9416	2717	5004	3.5
PSC63-CDHNR/L45065-15	1766	IDSN-422	9416	2717	5004	3.5
PSC80-CDHNR/L55080-15	1766	IDSN-422	9416	2717	5004	3.5


DNGN

55° rhombic negative insert.
Plaqueta ròmbica negativa 55°. D03

Reference / Ref.	l	s	d
DNGN 1507..	15,50	7,94	12,70



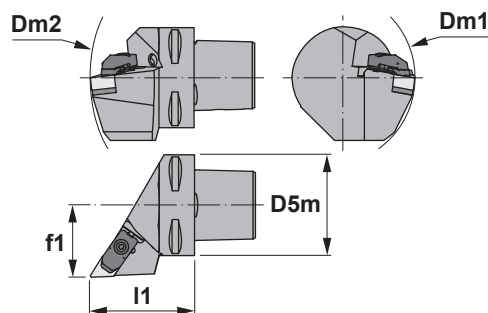
DNGN





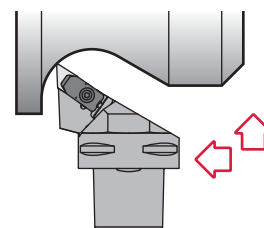
Characteristics:
Turning and profiling toolholder equipped with rhombic negative double-sided insert (angle 55°). PSC with internal coolant.

- 1) γ = Rake angle (valid with a flat insert).
- 2) λ_s = Angle of inclination.



Característiques:
Portaèines de tornejat exterior i copiat equipat amb plaqueta ròmbica negativa de doble cara (angle 55°). PSC amb refrigeració interior.

- 1) γ = Angle de desprendiment (vàlid per plaquetes planes).
- 2) λ_s = Angle d'inclinació.



CDJN 93°

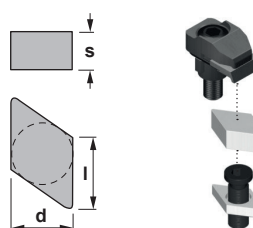
Reference Referència	D5m	Dm1 min.	Dm2 min.	f1	l1	γ 1)	λ_s 2)	Insert size Mida plaqueta	
PSC40-CDJNR/L27055-15	40	110	145	27	50	-6°	-7°	DNGN 1507..	0,430
PSC50-CDJNR/L35060-15	50	110	165	35	60	-6°	-7°	DNGN 1507..	0,800
PSC63-CDJNR/L45065-15	63	110	190	45	65	-6°	-7°	DNGN 1507..	1,100
PSC80-CDJNR/L55080-15	80	110	250	55	80	-6°	-7°	DNGN 1507..	2,740

Reference Referència						Nm
PSC40-CDJNR/L27055-15	1766	IDSN-422	9416	2717	5004	3.5
PSC50-CDJNR/L35060-15	1766	IDSN-422	9416	2717	5004	3.5
PSC63-CDJNR/L45065-15	1766	IDSN-422	9416	2717	5004	3.5
PSC80-CDJNR/L55080-15	1766	IDSN-422	9416	2717	5004	3.5


DNGN

55° rhombic negative insert.
Plaqueta ròmbica negativa 55°. D03

Reference / Ref.	l	s	d
DNGN 1507..	15,50	7,94	12,70



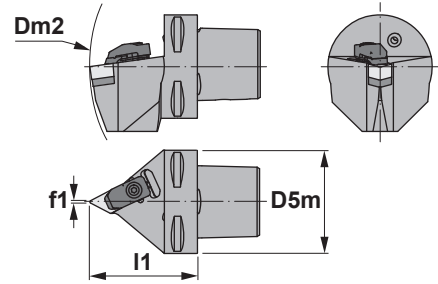
DNGN





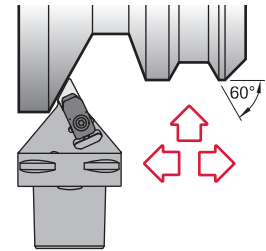
Characteristics:
Turning and profiling toolholder equipped with rhombic negative double-sided insert (angle 55°). PSC with internal coolant.

- 1) γ = Rake angle (valid with a flat insert).
- 2) λ_s = Angle of inclination.



Característiques:
Portaeines per operacions de tornejat exterior i copiat equipat amb plaqueta ròmbica negativa de doble cara (angle 55°). PSC amb refrigeració interior.

- 1) γ = Angle de desprendiment (vàlid per plaquetes planes).
- 2) λ_s = Angle d'inclinació.




CDNN 63°

Reference Referència	D5m	Dm2 min.	f1	l1	γ 1)	λ_s 2)	Insert size Mida plaqueta	⚖️ Kg
PSC40-CDNNN00055-15	40	145	0.5	50	-5°	-9°	DNGN 1507..	0,370
PSC50-CDNNN00060-15	50	165	0.5	60	-5°	-9°	DNGN 1507..	0,750
PSC63-CDNNN00065-15	63	190	0.5	65	-5°	-9°	DNGN 1507..	1,070
PSC80-CDNNN00080-15	80	250	0.5	80	-5°	-9°	DNGN 1507..	2,320

Reference Referència						Nm
PSC40-CDNNN00055-15	1766	IDSN-422	9416	2717	5004	3.5
PSC50-CDNNN00060-15	1766	IDSN-422	9416	2717	5004	3.5
PSC63-CDNNN00065-15	1766	IDSN-422	9416	2717	5004	3.5
PSC80-CDNNN00080-15	1766	IDSN-422	9416	2717	5004	3.5

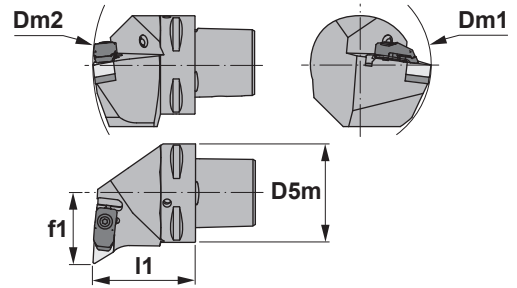
DNGN				55° rhombic negative insert. Plaqueta ròmbica negativa 55°. D03		DNGN	
Reference / Ref.	l	s	d				
DNGN 1507..	15,50	7,94	12,70				





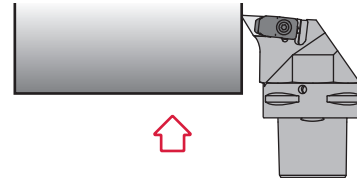
Characteristics:
Turning and profiling toolholder equipped with rhombic negative double-sided insert (angle 55°). PSC with internal coolant.

- 1) γ = Rake angle (valid with a flat insert).
- 2) λ_s = Angle of inclination.



Característiques:
Portaeines per aplicacions de tornejat exterior i copiat equipat amb plaqueta ròmbica negativa de doble cara (angle 55°). PSC amb refrigeració interior.

- 1) γ = Angle de desprendiment (vàlid per plaquetes planes).
- 2) λ_s = Angle d'inclinació.



CDUN 93°

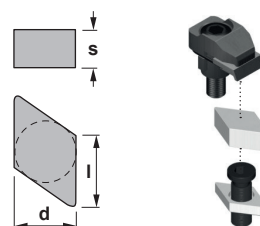
Reference Referència	D5m	Dm1 min.	Dm2 min.	f1	l1	γ^1	λ_s^2	Insert size Mida plaqueta	Kg
PSC40-CDUNR/L27050-15	40	110	140	27	50	-6°	-7°	DNGN 1507..	0,420
PSC50-CDUNR/L35060-15	50	110	165	35	60	-6°	-7°	DNGN 1507..	0,800
PSC63-CDUNR/L45065-15	63	110	190	45	65	-6°	-7°	DNGN 1507..	1,100
PSC80-CDUNR/L55080-15	80	110	250	55	80	-6°	-7°	DNGN 1507..	2,740

Reference Referència						Nm
PSC40-CDUNR/L27050-15	1766	IDSN-422	9416	2717	5004	3.5
PSC50-CDUNR/L35060-15	1766	IDSN-422	9416	2717	5004	3.5
PSC63-CDUNR/L45065-15	1766	IDSN-422	9416	2717	5004	3.5
PSC80-CDUNR/L55080-15	1766	IDSN-422	9416	2717	5004	3.5


DNGN

55° rhombic negative insert.
Plaqueta ròmbica negativa 55°. D03

Reference / Ref.	l	s	d
DNGN 1507..	15,50	7,94	12,70



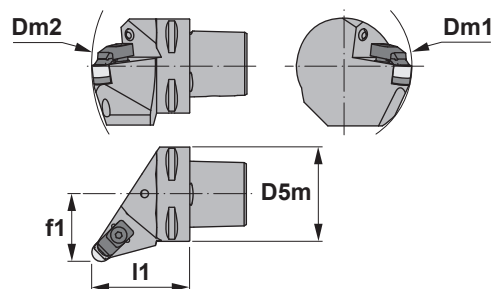
DNGN





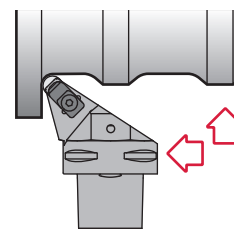
Characteristics:
Profiling multipurpose turning
toolholder equipped with round
negative insert.
PSC with internal coolant.

- 1) γ = Rake angle
(valid with a flat insert).
- 2) λ_s = Angle of inclination.



Característiques:
Portaeines multifunció de
copiat equipat amb plaqueta
rodona negativa.
PSC amb refrigeració interior.

- 1) γ = Angle de despreniment
(vàlid per plaquetes planes).
- 2) λ_s = Angle d'inclinació.



CRSN

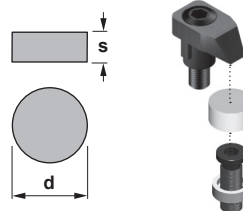
Reference Referència	D5m	Dm1 min.	Dm2 min.	f1	l1	γ^1	λ_s^2	Insert size Mida plaqueta	
PSC40-CRSNR/L27050-12-4	40	110	140	27	50	-6°	-6°	RNGN 1204..	0,420
PSC40-CRSNR/L27050-12-7	40	110	140	27	50	-6°	-6°	RNGN 1207..	0,420
PSC50-CRSNR/L35060-12-4	50	110	165	35	60	-6°	-6°	RNGN 1204..	0,800
PSC50-CRSNR/L35060-12-7	50	110	165	35	60	-6°	-6°	RNGN 1207..	0,800
PSC63-CRSNR/L45065-12-4	63	110	190	45	65	-6°	-6°	RNGN 1204..	1,100
PSC63-CRSNR/L45065-12-7	63	110	190	45	65	-6°	-6°	RNGN 1207..	1,100

Reference Referència						Nm
PSC40-CRSNR/L27050-12-4	1766	IRSN 44	9414	2713	5004	3.5
PSC40-CRSNR/L27050-12-7	1766	IRSN 42	9414	2713	5004	3.5
PSC50-CRSNR/L35060-12-4	1766	IRSN 44	9414	2713	5004	3.5
PSC50-CRSNR/L35060-12-7	1766	IRSN 42	9414	2713	5004	3.5
PSC63-CRSNR/L45065-12-4	1766	IRSN 44	9414	2713	5004	3.5
PSC63-CRSNR/L45065-12-7	1766	IRSN 42	9414	2713	5004	3.5

RNGN

Round negative insert.
Plaqueta rodona negativa. D04

Reference / Ref.	s	d
RNGN 1204..	4,76	12,70
RNGN 1207..	7,94	12,70



RNGN

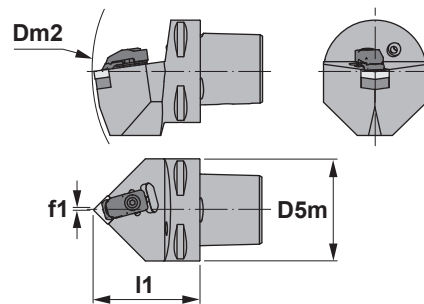




Characteristics:

Toolholder for external turning and chamfering applications equipped with square negative insert.
PSC with internal coolant.

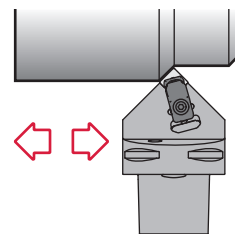
- 1) γ = Rake angle (valid with a flat insert).
- 2) λ_s = Angle of inclination.



Característiques:

Portaeines de tornejat exterior i aixamfranat equipat amb plaqueta quadrada negativa.
PSC amb refrigeració interior.

- 1) γ = Angle de desprendiment (vàlid per plaquetes planes).
- 2) λ_s = Angle d'inclinació.



CSDN 45°

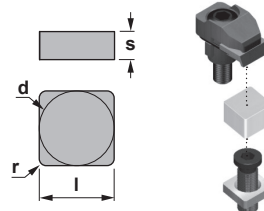
Reference Referència	D5m	Dm2 min.	f1	I1	γ^1	λ_s^2	Insert size Mida plaqueta	Kg
PSC40-CSDNN00050-12-4	40	140	0.3	50	-6°	-6°	SNGN 1204..	0,350
PSC40-CSDNN00050-12-7	40	140	0.3	50	-6°	-6°	SNGN 1207..	0,350
PSC50-CSDNN00060-12-4	50	165	0.3	60	-6°	-6°	SNGN 1204..	0,750
PSC50-CSDNN00060-12-7	50	165	0.3	60	-6°	-6°	SNGN 1207..	0,750
PSC63-CSDNN00065-12-4	63	190	0.3	65	-6°	-6°	SNGN 1204..	1,070
PSC63-CSDNN00065-12-7	63	190	0.3	65	-6°	-6°	SNGN 1207..	1,070

Reference Referència						Nm
PSC40-CSDNN00050-12-4	1766	ISSN-442	9414	2713	5004	3.5
PSC40-CSDNN00050-12-7	1766	ISSN-422	9414	2713	5004	3.5
PSC50-CSDNN00060-12-4	1766	ISSN-442	9414	2713	5004	3.5
PSC50-CSDNN00060-12-7	1766	ISSN-422	9414	2713	5004	3.5
PSC63-CSDNN00065-12-4	1766	ISSN-442	9414	2713	5004	3.5
PSC63-CSDNN00065-12-7	1766	ISSN-422	9414	2713	5004	3.5

SNGN


Square negative insert.
Plaqueta quadrada negativa. D05

Reference / Ref.	l	s	d
SNGN 1204..	12,70	4,76	12,70
SNGN 1207..	12,70	7,94	12,70



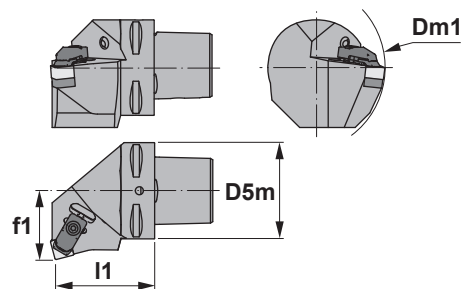
SNGN





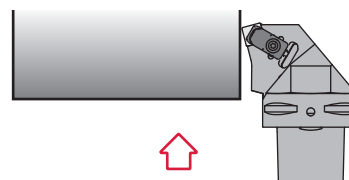
Characteristics:
Toolholder for face turning applications equipped with square negative insert and strong cutting edges.
PSC with internal coolant.

- 1) γ = Rake angle (valid with a flat insert).
- 2) $\lambda.s$ = Angle of inclination.



Característiques:
Portaetines per aplicacions de refrentat equipat amb plaqueta quadrada negativa amb arestes de tall reforçades.
PSC amb refrigeració interior.

- 1) γ = Angle de despreniment (vàlid per plaquetes planes).
- 2) $\lambda.s$ = Angle d'inclinació.



CSKN 75°

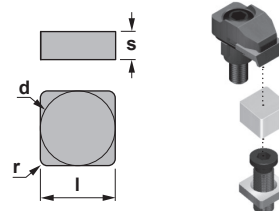
Reference Referència	D5m	Dm1 min.	f1	I1	γ 1)	$\lambda.s$ 2)	Insert size Mida plaqueta	Kg
PSC40-CSKNR/L27050-12-4	40	110	27	50	-6°	-6°	SNGN 1204..	0,420
PSC40-CSKNR/L27050-12-7	40	110	27	50	-6°	-6°	SNGN 1207..	0,420
PSC50-CSKNR/L35060-12-4	50	110	35	60	-6°	-6°	SNGN 1204..	0,800
PSC50-CSKNR/L35060-12-7	50	110	35	60	-6°	-6°	SNGN 1207..	0,800
PSC63-CSKNR/L45065-12-4	63	110	45	65	-6°	-6°	SNGN 1204..	1,100
PSC63-CSKNR/L45065-12-7	63	110	45	65	-6°	-6°	SNGN 1207..	1,100

Reference Referència						Nm
PSC40-CSKNR/L27050-12-4	1766	ISSN-442	9414	2713	5004	3.5
PSC40-CSKNR/L27050-12-7	1766	ISSN-422	9414	2713	5004	3.5
PSC50-CSKNR/L35060-12-4	1766	ISSN-442	9414	2713	5004	3.5
PSC50-CSKNR/L35060-12-7	1766	ISSN-422	9414	2713	5004	3.5
PSC63-CSKNR/L45065-12-4	1766	ISSN-442	9414	2713	5004	3.5
PSC63-CSKNR/L45065-12-7	1766	ISSN-422	9414	2713	5004	3.5

SNGN


Square negative insert.
Plaqueta quadrada negativa. D05

Reference / Ref.	l	s	d
SNGN 1204..	12,70	4,76	12,70
SNGN 1207..	12,70	7,94	12,70



SNGN

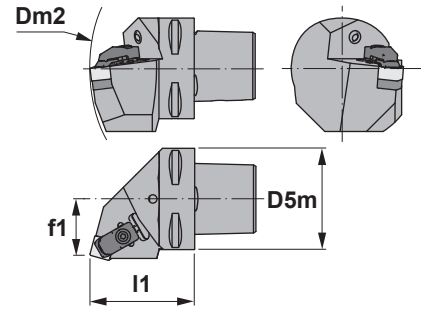




Characteristics:

Toolholder for external turning applications equipped with square negative insert. PSC with internal coolant.

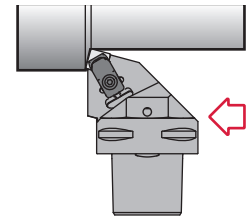
- 1) γ = Rake angle (valid with a flat insert).
- 2) λ_s = Angle of inclination.



Característiques:

Portaeines per aplicacions de tornejat exterior equipat amb plaqueta quadrada negativa. PSC amb refrigeració interior.

- 1) γ = Angle de desprendiment (vàlid per plaquetes planes).
- 2) λ_s = Angle d'inclinació.



CSRN 75°

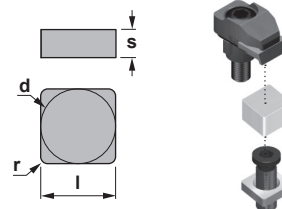
Reference Referència	D5m	Dm2 min.	f1	l1	$\gamma^{1)}$	$\lambda_{s2)}$	Insert size Mida plaqueta	Kg
PSC40-CSRNR/L22050-12-4	40	140	22	50	-6°	-6°	SNGN 1204..	0,420
PSC40-CSRNR/L22050-12-7	40	140	22	50	-6°	-6°	SNGN 1207..	0,420
PSC50-CSRNR/L27060-12-4	50	165	27	60	-6°	-6°	SNGN 1204..	0,800
PSC50-CSRNR/L27060-12-7	50	165	27	60	-6°	-6°	SNGN 1207..	0,800
PSC63-CSRNR/L35065-12-4	63	190	35	65	-6°	-6°	SNGN 1204..	1,400
PSC63-CSRNR/L35065-12-7	63	190	35	65	-6°	-6°	SNGN 1207..	1,400

Reference Referència						Nm
PSC40-CSRNR/L22050-12-4	1766	ISSN-442	9414	2713	5004	3.5
PSC40-CSRNR/L22050-12-7	1766	ISSN-422	9414	2713	5004	3.5
PSC50-CSRNR/L27060-12-4	1766	ISSN-442	9414	2713	5004	3.5
PSC50-CSRNR/L27060-12-7	1766	ISSN-422	9414	2713	5004	3.5
PSC63-CSRNR/L35065-12-4	1766	ISSN-442	9414	2713	5004	3.5
PSC63-CSRNR/L35065-12-7	1766	ISSN-422	9414	2713	5004	3.5

SNGN

Square negative insert.
Plaqueta quadrada negativa. D05

Reference / Ref.	l	s	d
SNGN 1204..	12,70	4,76	12,70
SNGN 1207..	12,70	7,94	12,70



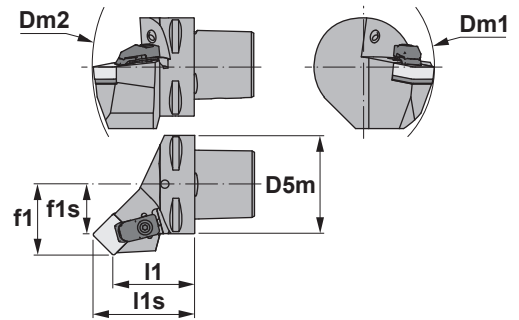
SNGN





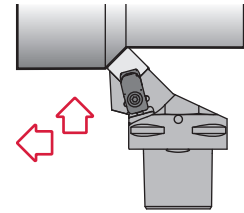
Characteristics:
Toolholder for external turning and chamfering applications equipped with square negative insert.
PSC with internal coolant.

- 1) γ = Rake angle (valid with a flat insert).
- 2) λ_s = Angle of inclination.









Característiques:
Portaeines per aplicacions de tornejat exterior i aixamfranat equipat amb plaqueta quadrada negativa.
PSC amb refrigeració interior.

- 1) γ = Angle de desprendiment (vàlid per plaquetes planes).
- 2) λ_s = Angle d'inclinació.




CSSN 45°

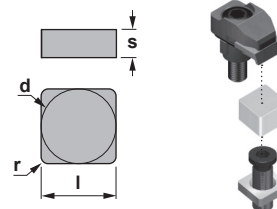
Reference Referència	D5m	Dm1 min.	Dm2 min.	f1	f1s	l1	l1s	γ^1	λ_s^2	Insert size Mida plaqueta	
PSC40-CSSNR/L27042-12-4	40	110	140	27	18.7	42	50.3	-8°	-0°	SNGN 1204..	0,350
PSC40-CSSNR/L27042-12-7	40	110	140	27	18.7	42	50.3	-8°	-0°	SNGN 1207..	0,350
PSC50-CSSNR/L35052-12-4	50	110	165	35	26.7	52	60.3	-8°	-0°	SNGN 1204..	0,700
PSC50-CSSNR/L35052-12-7	50	110	165	35	26.7	52	60.3	-8°	-0°	SNGN 1207..	0,700
PSC63-CSSNR/L45056-12-4	63	110	190	45	36.7	56	64.3	-8°	-0°	SNGN 1204..	1,120
PSC63-CSSNR/L45056-12-7	63	110	190	45	36.7	56	64.3	-8°	-0°	SNGN 1207..	1,120

Reference Referència						Nm
PSC40-CSSNR/L27042-12-4	1766	ISSN-442	9414	2713	5004	3.5
PSC40-CSSNR/L27042-12-7	1766	ISSN-422	9414	2713	5004	3.5
PSC50-CSSNR/L35052-12-4	1766	ISSN-442	9414	2713	5004	3.5
PSC50-CSSNR/L35052-12-7	1766	ISSN-422	9414	2713	5004	3.5
PSC63-CSSNR/L45056-12-4	1766	ISSN-442	9414	2713	5004	3.5
PSC63-CSSNR/L45056-12-7	1766	ISSN-422	9414	2713	5004	3.5

SNGN

Square negative insert.
Plaqueta quadrada negativa.  D05

Reference / Ref.	l	s	d
SNGN 1204..	12,70	4,76	12,70
SNGN 1207..	12,70	7,94	12,70



SNGN



